

Cerritos College 2021-22 Adopted Budget

Presented By: Felipe Lopez

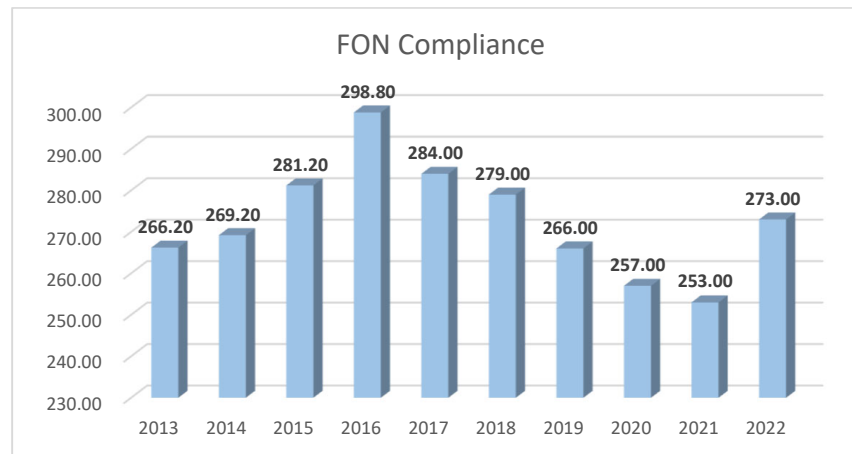
August 24, 2021

History of COLA

Year	2021-22 Adopted Budget	California Community Colleges COLA
2009-10	4.25%	0.00%
2010-11	-0.39%	0.00%
2011-12	2.24%	0.00%
2012-13	3.24%	0.00%
2013-14	1.57%	1.57%
2014-15	0.85%	0.85%
2015-16	1.02%	1.02%
2016-17	0.00%	0.00%
2017-18	1.56%	1.56%
2018-19	2.71%	2.71%
2019-20	3.26%	3.26%
2020-21	0.00%	0.00%
2021-22	5.07%	5.07%

Full-Time Faculty Obligation Number (FON)

Year	FON Fall Compliance	
2013	266.20	*
2014	269.20	
2015	281.20	
2016	298.80	
2017	284.00	
2018	279.00	
2019	266.00	
2020	257.00	
2021	253.00	
2022	273.00	**



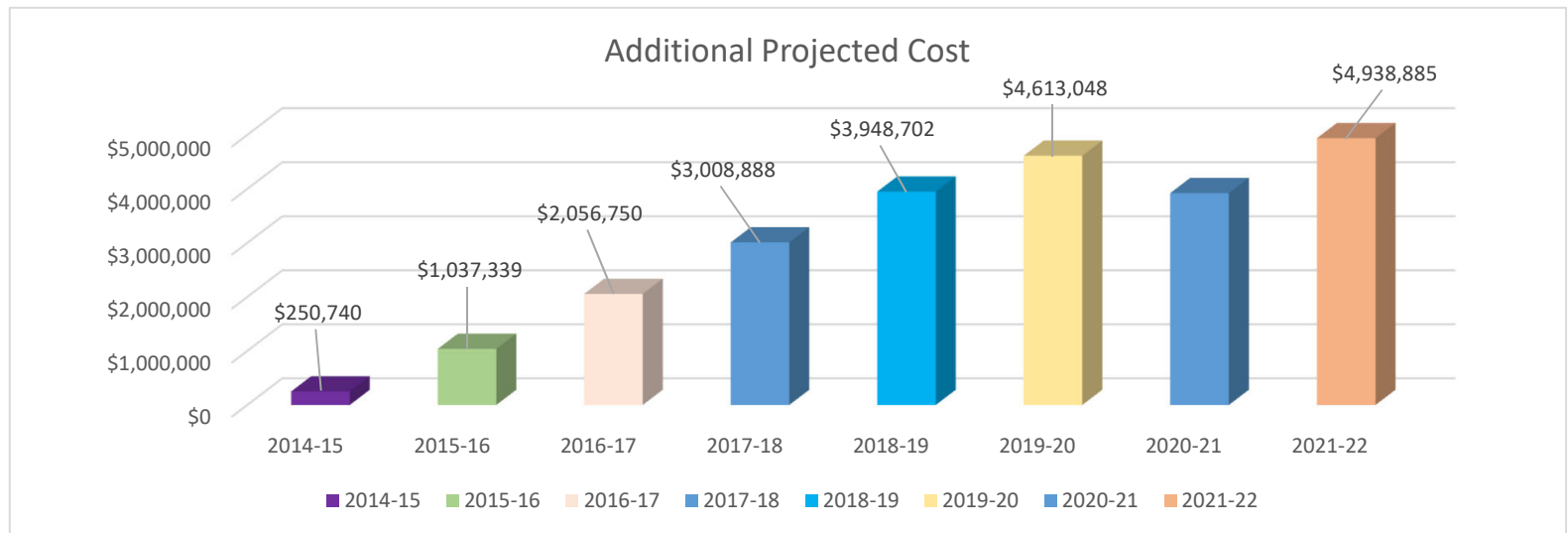
Note:

* The Board of Governors (BOG) determined there were inadequate funds to implement an increase in the fall 2011 FON. As provided in the regulation, in such years the district base full-time faculty obligation shall be unchanged.

** Estimate based on Advanced FON (subject to change)

2014-15 State Budget Approved by Legislature
State Teachers Retirement System (STRS) Contribution Rates

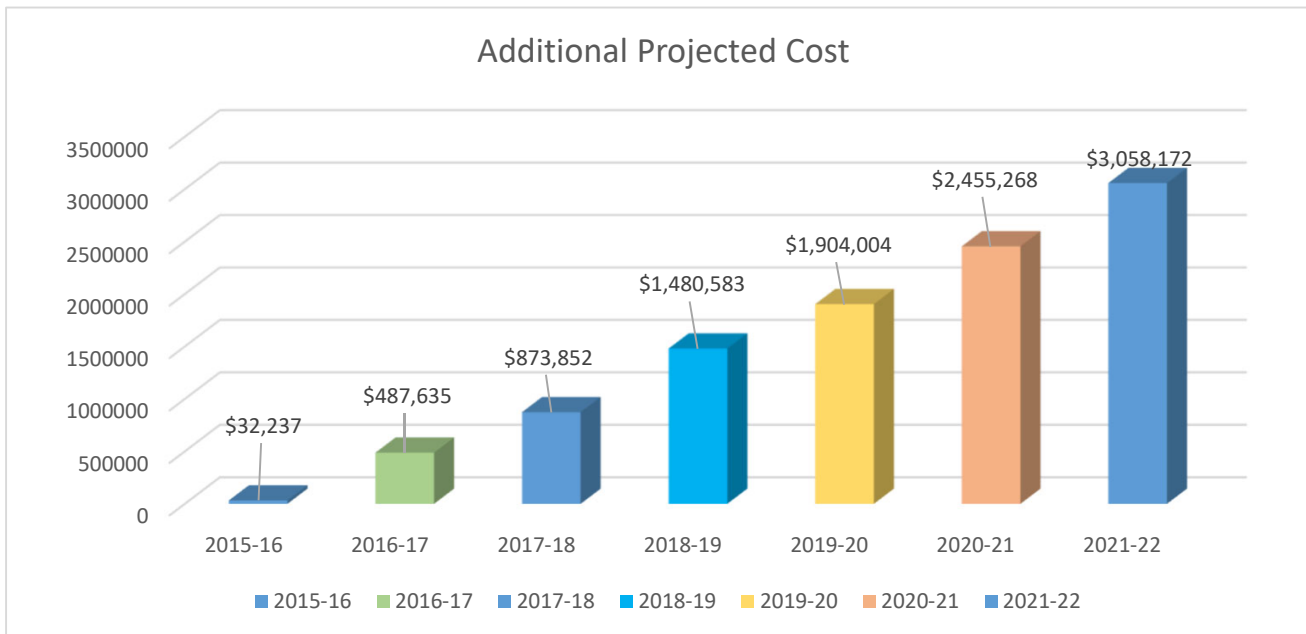
Fiscal Year	2021-22 Adopted Budget	Employer	Employee (Pre-2013 hire date)	Employee (Post-2013 hire date)	State
2014-15	\$ 250,740	8.88%	8.15%	8.15%	3.45%
2015-16	\$ 1,037,339	10.73%	9.20%	8.56%	3.89%
2016-17	\$ 2,056,750	12.58%	10.25%	9.21%	6.33%
2017-18	\$ 3,008,888	14.43%	10.25%	9.21%	6.33%
2018-19	\$ 3,948,702	16.28%	10.25%	9.21%	6.33%
2019-20	\$ 4,613,048	17.10%	10.25%	9.21%	6.33%
2020-21	\$ 3,923,623	16.15%	10.25%	9.21%	6.33%
2021-22	\$ 4,938,885	16.92%	10.25%	9.21%	6.33%



Note: Plan also allows CalSTRS to annually adjust the employer and state rates beginning July 1, 2021, and caps any such annual increase at 1% for employers and 0.5% for the state

CALPERS Board of Administration
California Public Employees' Retirement System (CalPERS) Contribution Rates

Fiscal Year	2021-22 Adopted Budget	Employer
2013-14		11.70%
2014-15	\$ -	11.70%
2015-16	\$ 32,237	11.85%
2016-17	\$ 487,635	13.88%
2017-18	\$ 873,852	15.53%
2018-19	\$ 1,480,583	18.06%
2019-20	\$ 1,904,004	19.72%
2020-21	\$ 2,455,268	20.70%
2021-22	\$ 3,058,172	22.91%

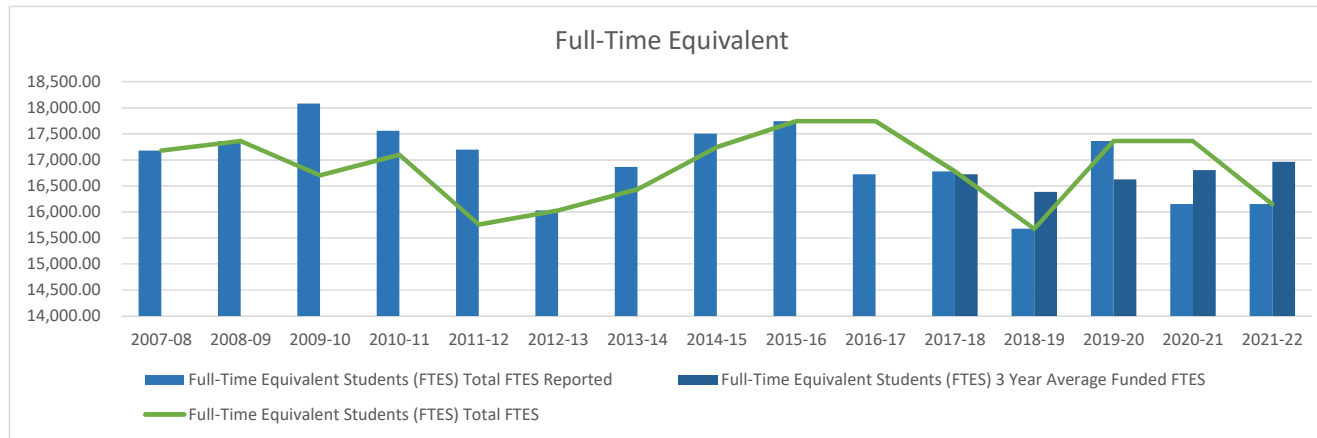


**2021-22 Adopted Budget
Statutory Benefits**

Bargaining Units	Academic Adjunct	Academic, Educational Administrators	Classified
State Teachers Retirement System (STRS)		16.92%	
Public Employee Retirement System (PERS)			22.91%
Social Security (OASDHI)			6.20%
Medicare		1.45%	1.45%
State Unemployment Insurance (SUI)		0.05%	0.05%
Worker's Compensation		1.60%	1.60%
Alternative Retirement Plan (ARP) Academic Adjunct	3.75%		
TOTAL		<u>20.02%</u>	<u>32.21%</u>

Full-Time Equivalent Students (FTES)

Fiscal Year	Credit	Noncredit	CDCP	Total FTES Reported	Unfunded	Total FTES	3 Year Average Funded FTES
2007-08	16,643.99	528.78		17,172.77		17,172.77	
2008-09	16,872.47	486.76		17,359.23		17,359.23	
2009-10	17,683.06	282.08	111.35	18,076.49	(1,373.82)	16,702.67	
2010-11	17,220.93	199.82	137.73	17,558.48	(461.69)	17,096.79	
2011-12	16,954.65	75.18	162.16	17,191.99	(1,432.19)	15,759.80	
2012-13	15,680.70	137.18	209.59	16,027.47		16,027.47	
2013-14	16,446.13	219.30	198.10	16,863.53	(429.04)	16,434.49	
2014-15	17,025.69	346.23	125.51	17,497.43	(256.55)	17,240.89	
2015-16	17,324.97	117.31	298.48	17,740.76		17,740.76	
2016-17	16,303.43	138.50	279.76	16,721.69		17,740.76	
2017-18	16,254.43	273.91	249.77	16,778.11		16,778.11	16,721.69 *
2018-19	15,237.94	170.61	266.37	15,674.92		15,674.92	16,382.55
2019-20	16,757.04	144.45	460.30	17,361.79		17,361.79	16,622.07
2020-21	15,760.40	106.00	284.66	16,151.06	1,210.73	17,361.79	16,799.50 **
2021-22	15,760.40	106.00	284.66	16,151.06		16,151.06	16,958.21 ***



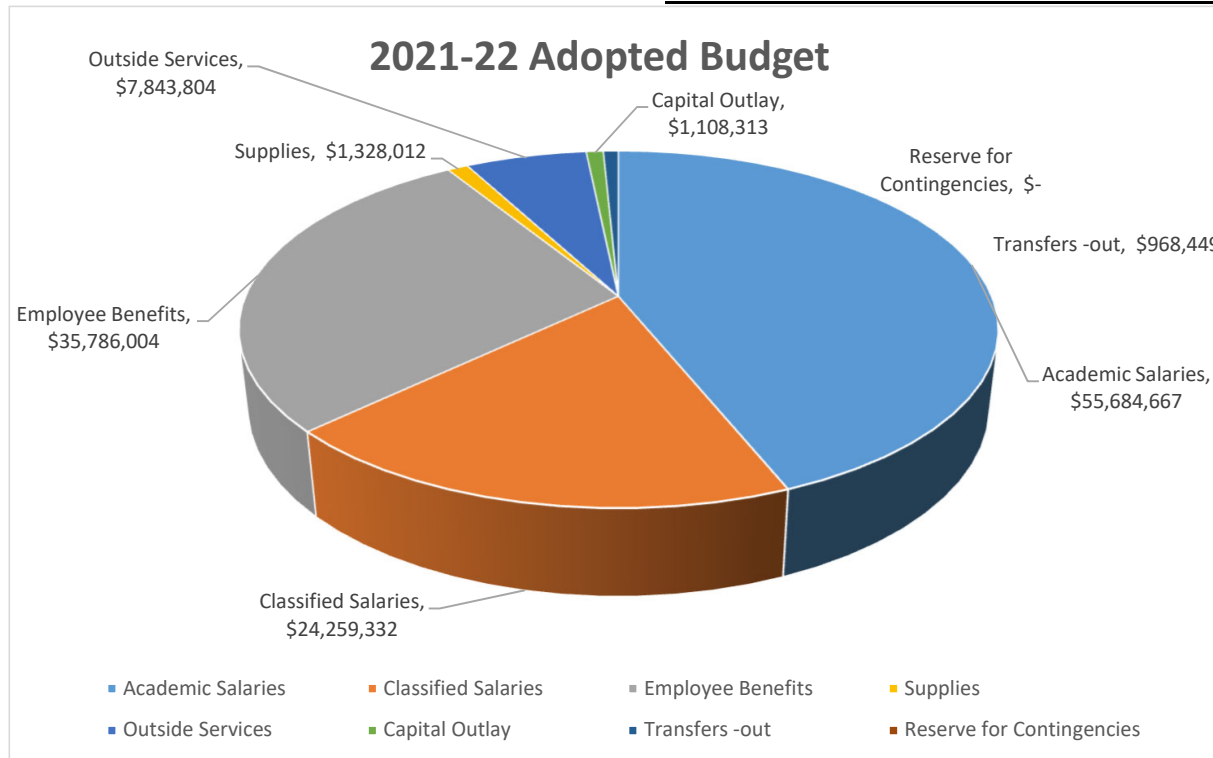
- * - Implementation of the Student-Centered Funding Formula (SCFF)
- ** - Total FTES & 3 year average based on emergency conditions allowance
- *** - Projected

**2021-22 Adopted Budget
Full-time Equivalent (FTE)**

Employee Group	2021-22 Adopted Budget
Full Time Faculty (CCFF)	258
Classified (CSEA)	317
Management	53
Confidential	14
Child Development Center	12
Executive Committee (President/VPs)	5
Board of Trustees	8
TOTAL	667

Unrestricted General Fund Expenditures

Description	2021-22 Adopted Budget	Percent
Academic Salaries	\$ 55,684,667	43.85%
Classified Salaries	\$ 24,259,332	19.11%
Employee Benefits	\$ 35,786,004	28.18%
Supplies	\$ 1,328,012	1.05%
Outside Services	\$ 7,843,804	6.18%
Capital Outlay	\$ 1,108,313	0.87%
Transfers -out	\$ 968,449	0.76%
Reserve for Contingencies	\$ -	0.00%
	\$ 126,978,581	100.00%



Unrestricted General Fund Revenue/Expenditures

Description	2021-22 Adopted Budget	Percent
Revenue	\$ 131,214,147	100.00%
Academic Salaries	\$ 55,684,667	42.44%
Classified Salaries	\$ 24,259,332	18.49%
Employee Benefits	\$ 35,786,004	27.27%
Supplies	\$ 1,328,012	1.01%
Outside Services	\$ 7,843,804	5.98%
Capital Outlay	\$ 1,108,313	0.84%
Interfund Transfers Out	\$ 968,449	0.74%
Reserve for Contingencies	\$ -	0.00%
Surplus/(Deficit) Spending	<u>\$ 4,235,566</u>	<u>3.23%</u>

OTHER POST EMPLOYEMENT BENEFITS (OPEB) - HEALTHCARE

Description		
Estimated Fund Balance as of June 30, 2020		\$ 12,927,501
Actuarial Study as of September 11, 2020 - Net OPEB Liability (NOL)	\$ 23,795,966	
Actuarial Study as of May 10, 2021 - Net OPEB Liability (NOL)	\$ 29,910,771	
Funds needed to fully fund OPEB liability		\$ 16,983,270
TOTAL		<u>\$ 29,910,771</u>

College Plan (2021-22 Resource Request)

Unrestricted General Fund Requests

1,495,857.00

Plan Year	Area	Plan Name	Tier	Type Resource	Resource Name	Amount	Expense Type
2021-2022	Academic Affairs	Health Occ	Tier 1 - Critical	Capital	ACEN Self Study Fees (NRSG Accreditation visit Fall 2021)	10,000.00	One-Time Augmentation
2021-2022	Business Services	Campus Police	Tier 1 - Critical	Budget Augmentation	Radio System Upgrade	300,000.00	One-Time Augmentation
2021-2022	Human Resources	Keep Campus Victims's Advocate	Tier 1 - Critical	Capital	Sustain contract with YMCA	85,000.00	Recurring Expense
2021-2022	Student Services	Student Accessibility & Wellness Services	Tier 1 - Critical	Budget Augmentation	General fund increase for SAS	300,000.00	Recurring Expense
2021-2022	Presidents Office	Public Affairs	Tier 1 - Critical	Budget Augmentation	Marketing/Brand Agency Needs	40,000.00	One-Time Augmentation
2021-2022	Academic Affairs	Health Occ	Tier 1 - Critical	Personnel	Clinical Placement Coordinator 12-mo	80,000.00	Recurring Expense
2021-2022	Business Services	Physical Plant	Tier 1 - Critical	Personnel	Create, recruit and hire 1 custodian	70,000.00	Recurring Expense
2021-2022	Student Services	Counseling Division	Tier 1 - Critical	Budget Augmentation	General Part-Time Counseling	610,857.00	Recurring Expense

Categorical Requests

422,000.00

2021-2022	Academic Affairs	AED	Tier 2 - Important	Capital	Marketing material to enhance awareness	30,000.00	One-Time Augmentation
2021-2022	Academic Affairs	Academic Success	Tier 1 - Critical	Budget Augmentation	Success Center ASK Tutors & Mentors	392,000.00	Recurring Expense

College Plan (2021-22 Resource Request)

Capital Outlay Requests

1,955,000.00

Plan Year	Area	Plan Name	Tier	Type Resource	Resource Name	Amount	Expense Type
2021-2022	Business Services	Information Technology	Tier 1 - Critical	Capital	Funding to replace server storage device that is used by 90%	425,000.00	One-Time Augmentation
2021-2022	Business Services	Information Technology	Tier 1 - Critical	Capital	Continue to optimize, implement changes and fixes to People	500,000.00	One-Time Augmentation
2021-2022	Business Services	Information Technology	Tier 1 - Critical	Capital	Phase 1 Information Technology Master Plan funding	500,000.00	One-Time Augmentation
2021-2022	Business Services	Information Technology	Tier 1 - Critical	Capital	Staff/ Faculty Computer Replacements	250,000.00	One-Time Augmentation
2021-2022	Business Services	Information Technology	Tier 1 - Critical	Capital	Funding for security camera software maintenance and replac	30,000.00	One-Time Augmentation
2021-2022	Business Services	Information Technology	Tier 1 - Critical	Capital	Server/Network Replacement	250,000.00	One-Time Augmentation

Vintage Fund Requests

993,000.00

2021-2022	Business Services	Information Technology	Tier 1 - Critical	Capital	Student Lab Replacement	360,000.00	One-Time Augmentation
2021-2022	Business Services	Information Technology	Tier 1 - Critical	Capital	Funding for new and replacement audio visual equipment anc	160,000.00	One-Time Augmentation
2021-2022	Academic Affairs	EPP	Tier 1 - Critical	Capital	Enrollment fees for Cerritos Complete students who do not qu	300,000.00	One-Time Augmentation
2021-2022	Academic Affairs	EPP	Tier 1 - Critical	Capital	Early College	30,000.00	One-Time Augmentation
2021-2022	Academic Affairs	EPP	Tier 1 - Critical	Capital	Dual Enrollment Program	20,000.00	One-Time Augmentation
2021-2022	Academic Affairs	EPP	Tier 1 - Critical	Capital	President's Scholars Program	20,000.00	One-Time Augmentation
2021-2022	Academic Affairs	EPP	Tier 1 - Critical	Capital	Cerritos Complete Senior Steps and Coordination	28,000.00	One-Time Augmentation
2021-2022	Academic Affairs	Academic Success	Tier 2 - Importar	Budget Augmentation	Library Books and Materials (Vintage)	75,000.00	One-Time Augmentation

Activity**Regulatory Date**

Faculty Senate

August 31, 2021

Adopted Budget

September 15, 2021

Submit an annual financial and budget report (311) to Chancellor's Office

October 10, 2021

Submit audit report to the Chancellor's Office

December 31, 2021