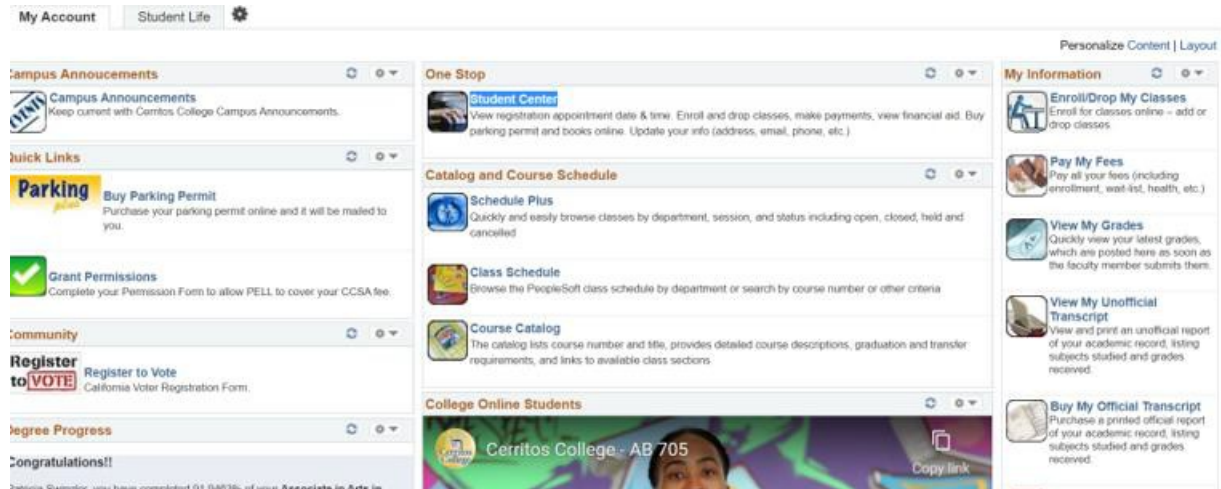
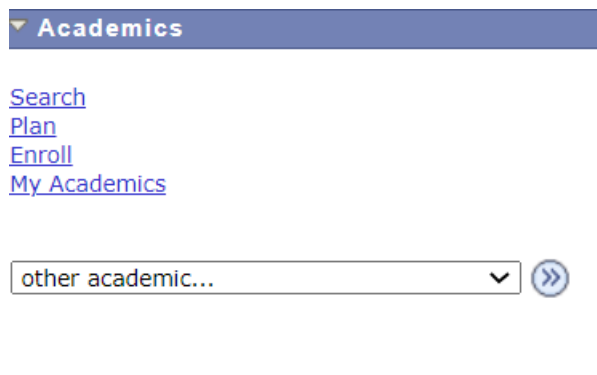


How to Find My Class Schedule-List View...

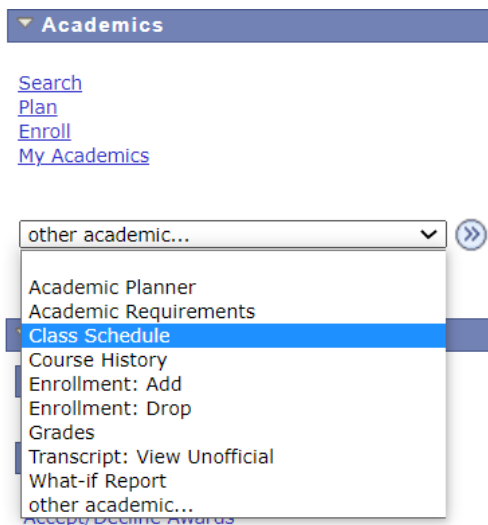
1. Log into your MyCerritos Account and click on "Student Center."



2. Click on the down arrow next to "other academic..."



3. Select "Class Schedule"



4. Select a term then select "Continue".

Search | Plan | **Enroll** | My Academics

My Class Schedule | Add | Drop | Term Information

My Class Schedule

Select a term then select Continue.

	Term	Career	Institution
<input type="radio"/>	2021 Summer	Undergraduate	Cerritos Comm. College Dist.
<input checked="" type="radio"/>	2021 Fall	Undergraduate	Cerritos Comm. College Dist.

[Continue](#)

5. Select "List View" and check the box next to "Show Enrolled Classes" to display the class schedule

Select Display Option List View Weekly Calendar View [Buy Books](#)

2021 Fall | Undergraduate | Cerritos Comm. College Dist. [Change Term](#)

▼ **Class Schedule Filter Options**


Show Enrolled Classes

Show Dropped Classes

Show Waitlisted Classes

[Filter](#)

6. Click on "Printer Friendly Page"

ACCT 270 - Fundamentals Of Auditing						
Status		Units	Grading	Grade	Deadlines	
Enrolled		3.00	Graded			
Class Nbr	Section	Component	Days & Times	Room	Instructor	Start/End Date
27768	01	Lecture	TBA	ONLINE	Stephen Kroll	09/07/2021 - 12/17/2021

[Printer Friendly Page](#)

7. Your class schedule for the selected term is now displayed in List View.