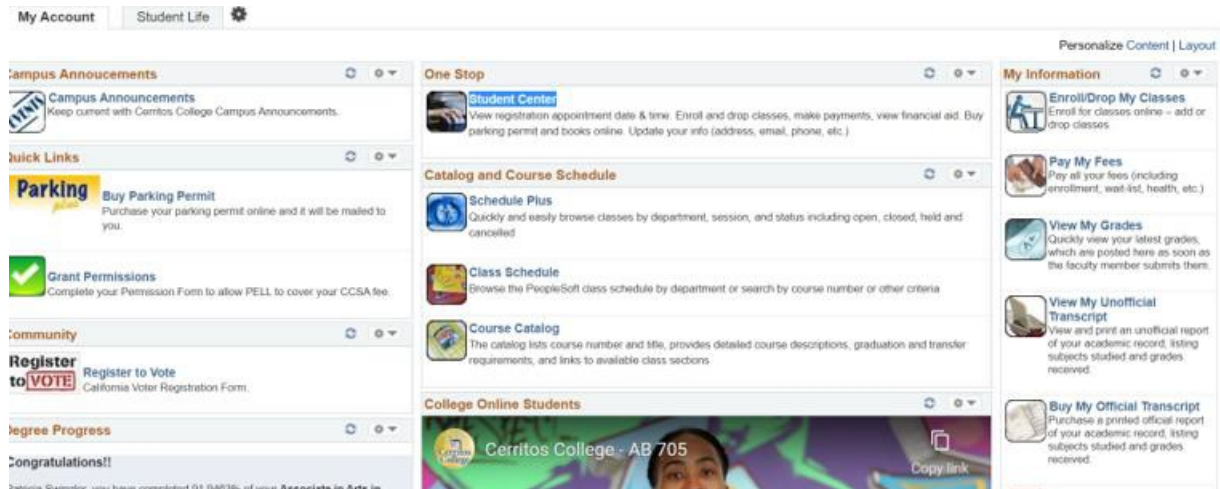
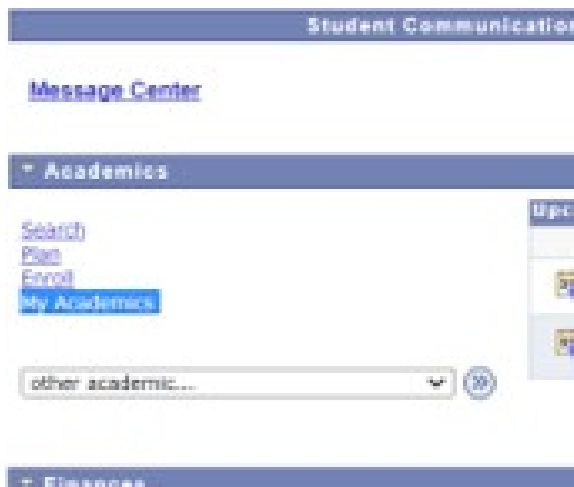


How to Find Your Educational Plan Online...

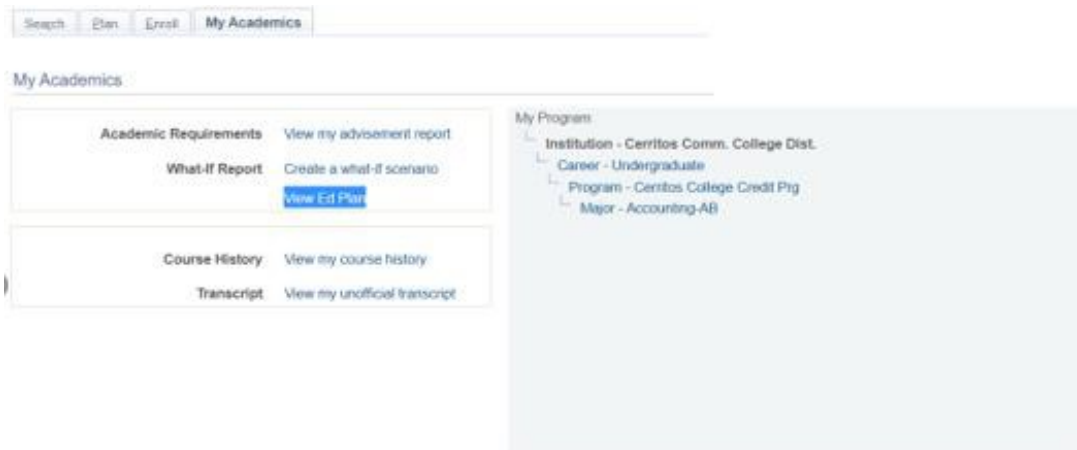
1. Log into your MyCerritos Account and click on “Student Center.”



2. Click on “My Academics”



3. Click on “View Ed Plan”



4. View your information.

The screenshot displays a web-based interface for viewing and managing an educational plan. At the top, there is a 'Transfer Data' section with a sub-header 'Transfer Data for Primary Choice 4 Year College'. Below this, there are fields for 'College System', 'College', 'Major At 4 Year', and 'Transfer Pattern'. To the right of this section are two checkboxes: 'Financial Aid Plan' and 'Non-Credit SEP'. Below the transfer data is a 'SEP Comments - Your Steps for Success' section, which includes a text input field and a 'Comment' dropdown menu. The dropdown menu is currently open, showing the text: 'CalWORKs SEP: Business Administration/Accounting. To change major, refer student to see a CalWORKs counselor'. To the right of the comments section is a yellow button labeled 'Add Courses To Planner'. Below the comments is a table for the '2021 Spring' semester. The table has columns for 'Select', 'Career', 'Subject', 'Catalog', 'Units', and 'Course Comment'. It lists three courses: ACCT 130 (3.00 MAJOR), ACCT 131 (3.00 MAJOR), and ACCT 220 (4.00 MAJOR). A 'Total units' row shows 10.00. To the right of the table is a green button labeled 'standard comments'. Below the 2021 Spring table is a section for the '2021 Summer' semester, which is partially visible and shows a table with columns for 'Select', 'Career', 'Subject', 'Catalog', 'Units', and 'Course Comment'.

Please Note:

- If any information displayed is inaccurate, please make an appointment to meet with your CalWORKs counselor to correct the information on your Ed Plan.
- If you DO NOT have an Ed Plan, please make an appointment to meet with your CalWORKscounselor to create your new Ed Plan. All students are required to have an up-to-date Educational Plan EVERY semester.