

Making Videos using Camtasia

CTX Workshop – June 10, 2020

Facilitated by

Mark Fronke

Professor of Accounting



Equipment Considerations

- ▶ Computer
 - ▶ 12 MB Ram
 - ▶ 200 GB storage (minimum)
 - ▶ 2nd Monitor
- ▶ Video
 - ▶ Webcam
 - ▶ Camcorder
 - ▶ Cell Phone
 - ▶ Tablet
- ▶ Green Screen
 - ▶ Chroma Key Cloth
 - ▶ Chroma Key Pop up
 - ▶ Green Blanket or Sheet
 - ▶ Tablet
- ▶ Audio
 - ▶ USB Microphone
 - ▶ Headphones




Steps in Making a Video

- Step 1 – Shoot raw video
- Step 2 – Gather other media into the bin
- Step 3 – Edit the video, add media, and effects
- Step 4 – Prepare MP4 file
- Step 5 – Publish in Youtube (or 3CMedia)
 - Upload MP4
 - Add a thumbnail and/or captioning
 - Publish and link to Canvas



Step 1 – Shoot Raw Video


- ▶ Record video and create screen track and webcam track from within Camtasia
 - ▶ Record video using camcorder or iphone
 - ▶ Don't try to be perfect, be yourself!
 - ▶ Use teleprompter if you have a script
 - ▶ Green screen provides editing options
- 

Step 2 –Gather Media

- ▶ Video – (mp4 files)
 - ▶ Effects
 - ▶ Background
 - ▶ Zoom recordings
- ▶ Audio – (mp3 files)
 - ▶ Music
 - ▶ Sound Effects
- ▶ Images – (jpeg, gif)
 - ▶ Stock pictures
 - ▶ Personal pictures




Step 3 – Edit the Video

- Fill tracks with media from the bin
 - Add annotations
 - Add transitions
 - Add video effects (remove green color)
 - Add audio effects (mix sounds using 'gain')
 - Cut unwanted video
 - Add Intros and Outros
- 




Step 4 – Render the Video

- Use 'Share' in Camtasia
 - Create MP4 file
 - 720 pitch
 - 1080 pitch (larger file, storage issues)
 - Save separate file and store
- 



Step 5 – Publish Your Video!

- Create a Youtube Account
 - Upload MP4 to your video library
 - Add a Thumbnail (Canva)
 - Add/Edit Captioning
 - Publish video
 - Send link or embed code in Canvas
- 



Resources

Camtasia training videos

<https://www.techsmith.com/tutorial-camtasia.html>

Royalty Free Music

<https://library.techsmith.com/camtasia/assets/Audio/Music>

<https://www.bensound.com/royalty-free-music>

Making a Thumbnail using Canva

<https://www.canva.com/>

Free Teleprompter

<https://cueprompter.com/>

Free stock images and video

<https://creativecommons.org/>

<https://www.pexels.com/>

<https://library.techsmith.com/camtasia/assets/Images>

Resources

Tracy Schaelen – Camtasia Guru for CCC. Came to Cerritos and gave a two day training on Camtasia.

<http://swcdistanceeducation.weebly.com/making-videos.html>

<https://camtasiatraining.weebly.com/>

<https://www.3cmediasolutions.org/authors/Schaelen,%20Tracy>

<https://www.youtube.com/channel/UC2TXX6fajqqPH6izPZpF2vQ/videos>

<https://onlinenetworkofeducators.org/webinar/canva-for-canvas/?hilite=%27schaelen%27>

<https://sites.google.com/view/gogreen17/home>