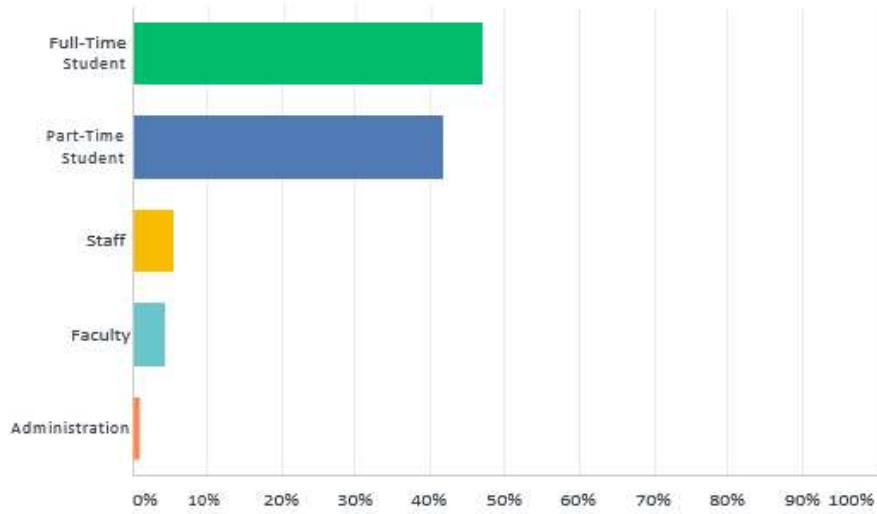


Food Vendor Preference Survey Fall 2017

Q2 What is your current status at Cerritos College?

Answered: 2,518 Skipped: 15

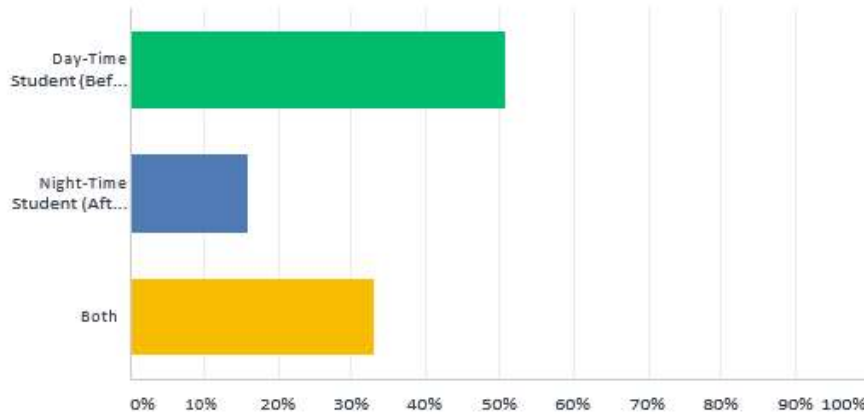


ANSWER CHOICES	RESPONSES	
Full-Time Student	47.14%	1,187
Part-Time Student	41.86%	1,054
Staff	5.60%	141
Faculty	4.33%	109
Administration	1.07%	27
TOTAL		2,518

Food Vendor Preference Survey Fall 2017

Q3 If you are a Student, which of the following best describes you:

Answered: 2,265 Skipped: 268

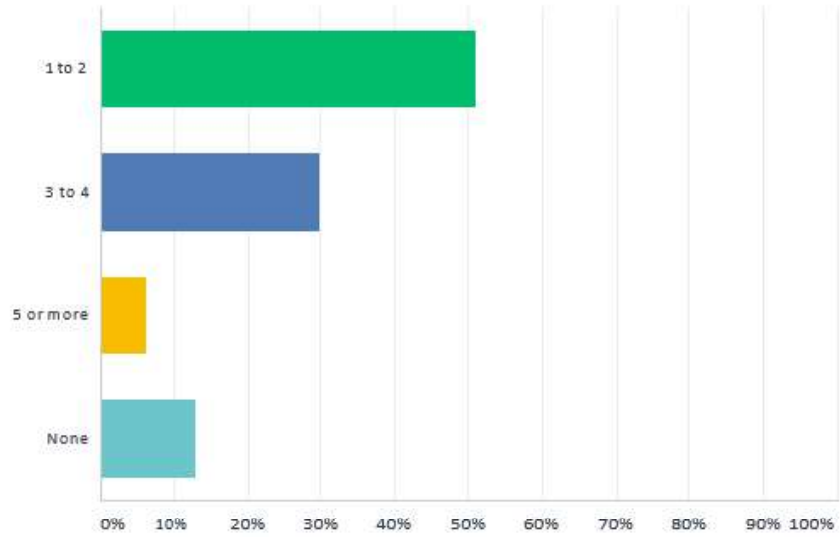


ANSWER CHOICES	RESPONSES	
Day-Time Student (Before 5pm)	50.91%	1,153
Night-Time Student (After 5pm)	15.98%	362
Both	33.11%	750
TOTAL		2,265

Food Vendor Preference Survey Fall 2017

Q4 How many times a week do you eat on campus?

Answered: 2,496 Skipped: 37

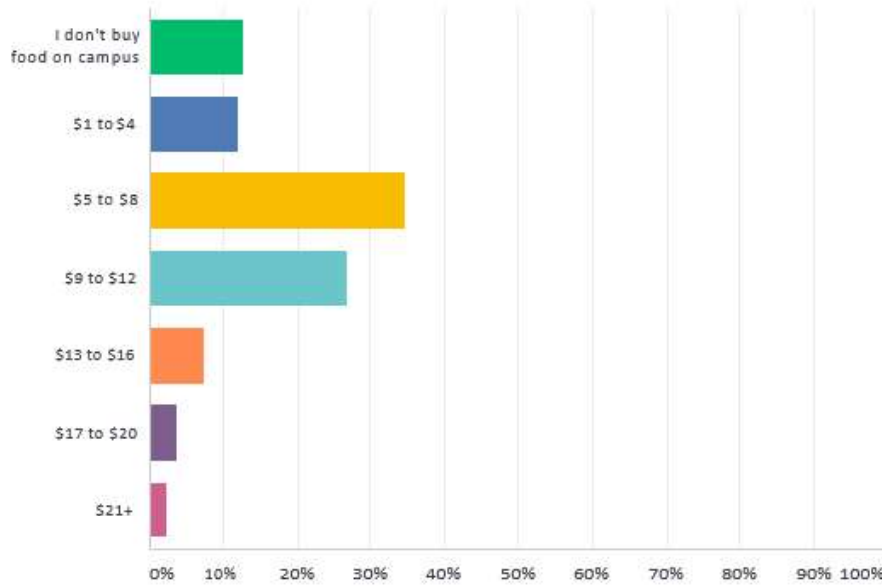


ANSWER CHOICES	RESPONSES	
1 to 2	51.00%	1,273
3 to 4	29.81%	744
5 or more	6.25%	156
None	12.94%	323
TOTAL		2,496

Food Vendor Preference Survey Fall 2017

Q5 How much money do you spend per day for food on campus?

Answered: 2,496 Skipped: 37

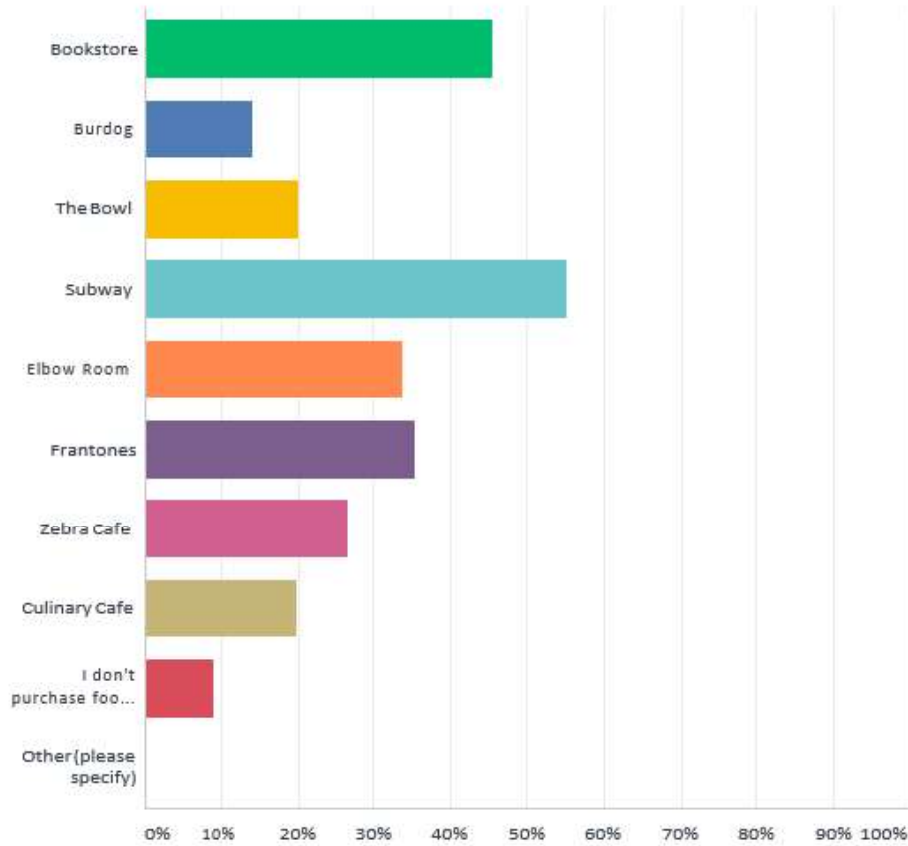


ANSWER CHOICES	RESPONSES	
I don't buy food on campus	12.78%	319
\$1 to \$4	12.10%	302
\$5 to \$8	34.66%	865
\$9 to \$12	26.80%	669
\$13 to \$16	7.49%	187
\$17 to \$20	3.77%	94
\$21+	2.40%	60
TOTAL		2,496

Food Vendor Preference Survey Fall 2017

Q6 When you eat on campus, where do you typically purchase food?
(Check All That Apply)

Answered: 2,491 Skipped: 42



ANSWER CHOICES	RESPONSES	
Bookstore	45.56%	1,135
Burdog	14.09%	351
The Bowl	20.07%	500
Subway	55.24%	1,376
Elbow Room	33.76%	841
Frantones	35.29%	879
Zebra Cafe	26.66%	664
Culinary Cafe	19.91%	496
I don't purchase food on campus	9.03%	225
Other (please specify)	0.00%	0

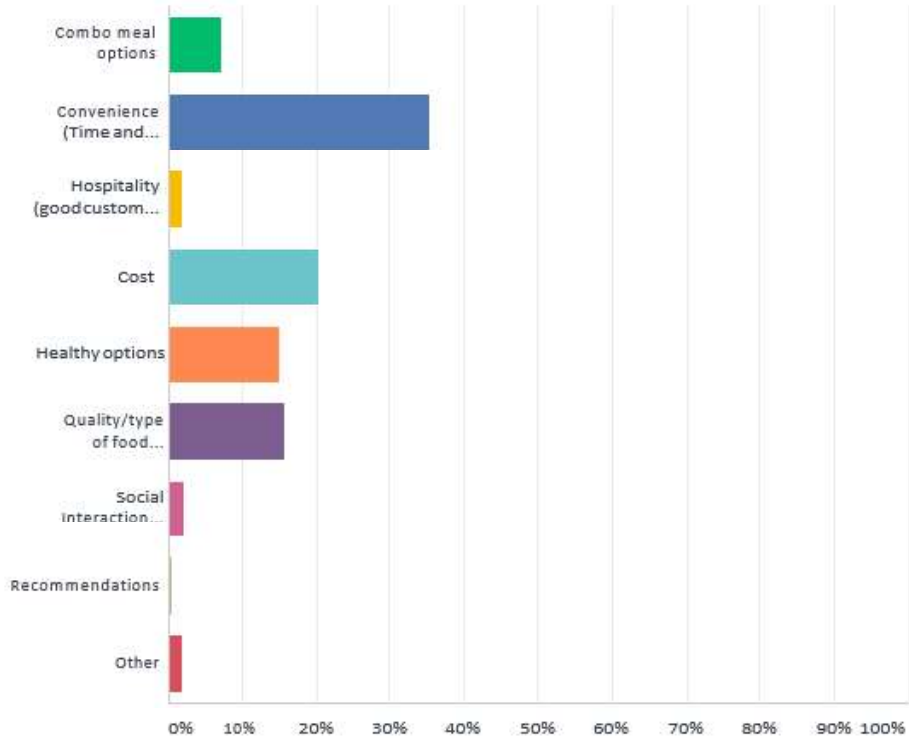
Food Vendor Preference Survey Fall 2017

Total Respondents: 2,491

#	OTHER (PLEASE SPECIFY)	DATE
There are no responses.		

Q7 What is the one main factor influencing where you go for lunch?

Answered: 2,464 Skipped: 69

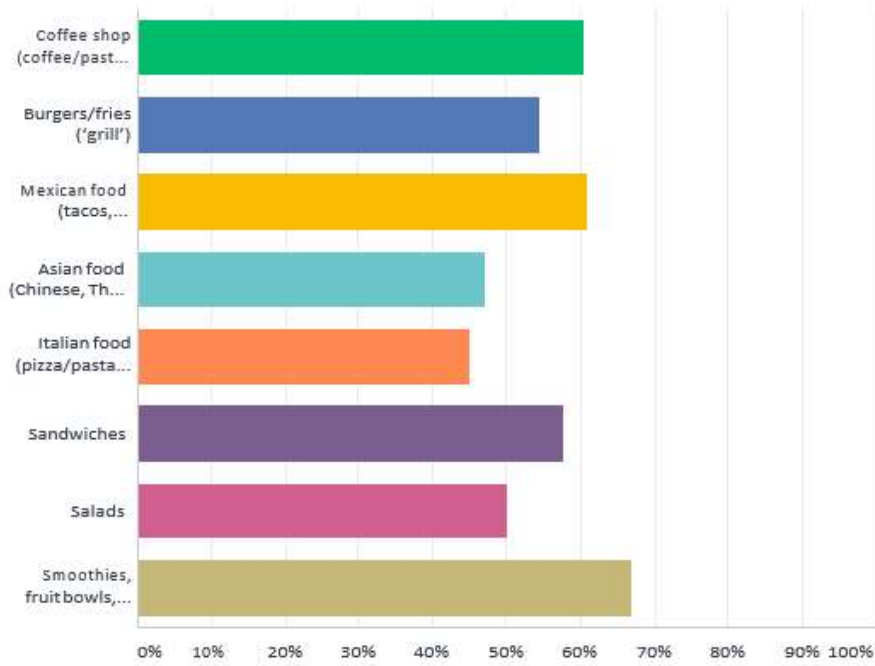


ANSWER CHOICES	RESPONSES	
Combo meal options	7.18%	177
Convenience (Time and location)	35.35%	871
Hospitality (good customer service)	1.83%	45
Cost	20.33%	501
Healthy options	15.02%	370
Quality/type of food available	15.79%	389
Social Interaction (friends, classmates)	2.19%	54
Recommendations	0.49%	12
Other	1.83%	45
TOTAL		2,464

Food Vendor Preference Survey Fall 2017

Q8 What types of food are of interest to you? (check all that apply)

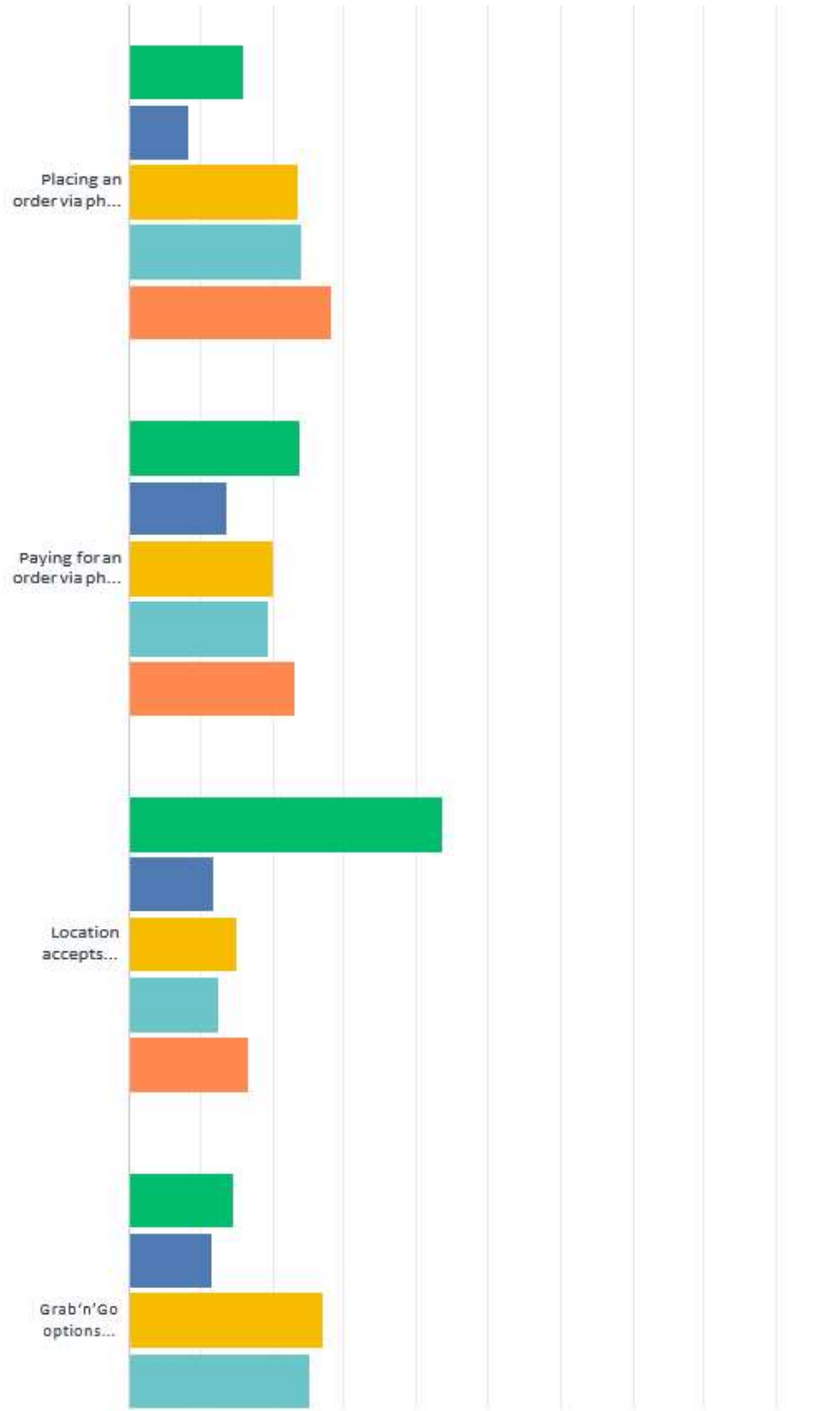
Answered: 2,467 Skipped: 66



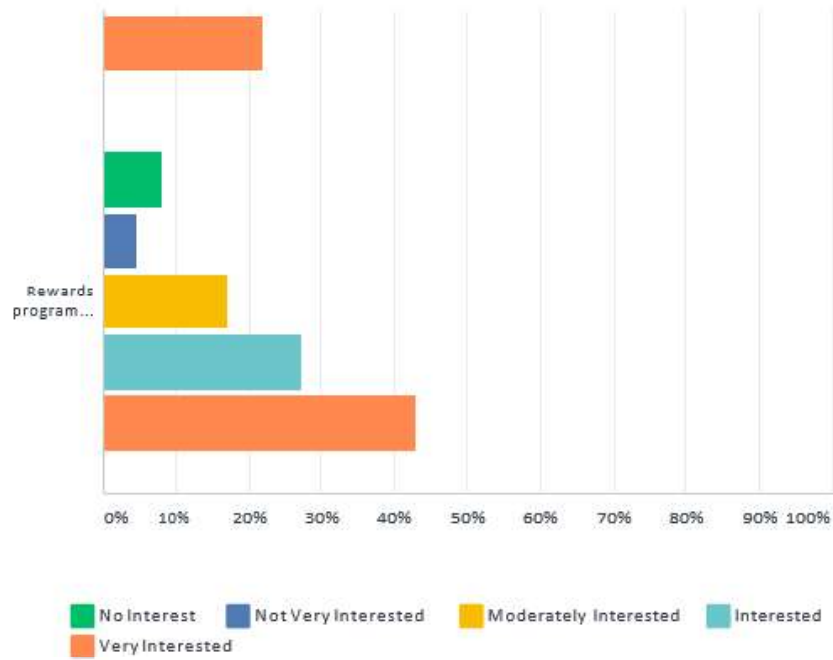
ANSWER CHOICES	RESPONSES	
Coffee shop (coffee/pastries)	60.56%	1,494
Burgers/fries ('grill')	54.56%	1,346
Mexican food (tacos, burritos, tostadas, etc.)	60.80%	1,500
Asian food (Chinese, Thai, Vietnamese, etc.)	47.10%	1,162
Italian food (pizza/pasta, etc)	44.99%	1,110
Sandwiches	57.84%	1,427
Salads	50.30%	1,241
Smoothies, fruit bowls, etc.	66.84%	1,649
Total Respondents: 2,467		

Q9 How interested are you in the following:

Answered: 2,443 Skipped: 90



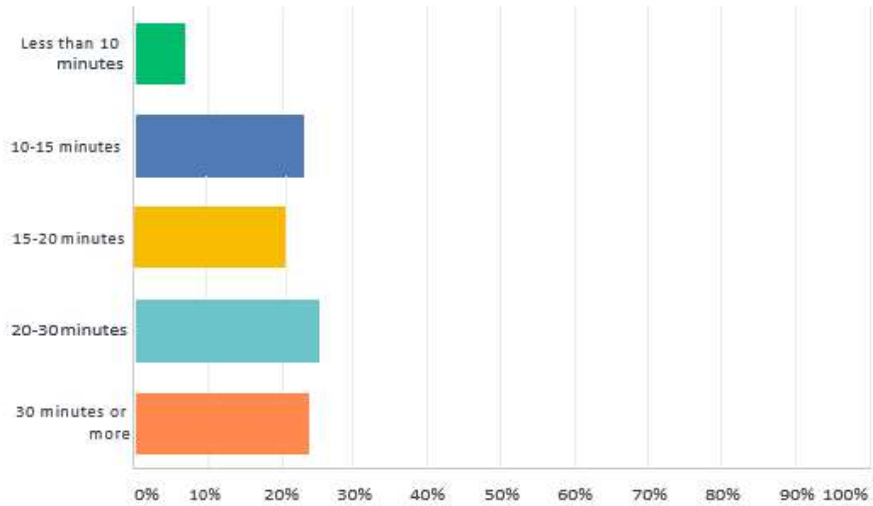
Food Vendor Preference Survey Fall 2017



	NO INTEREST	NOT VERY INTERESTED	MODERATELY INTERESTED	INTERESTED	VERY INTERESTED	TOTAL
Placing an order via phone app	15.92% 382	8.29% 199	23.67% 568	23.96% 575	28.17% 676	2,400
Paying for an order via phone app (Android pay, Apply Pay, Samsung pay)	23.80% 569	13.51% 323	20.03% 479	19.41% 464	23.25% 556	2,391
Location accepts CalFresh/SNAP/EBT	43.80% 1,045	11.90% 284	15.05% 359	12.53% 299	16.72% 399	2,386
Grab'n'Go options (pre-made food)	14.58% 350	11.45% 275	27.07% 650	25.03% 601	21.87% 525	2,401
Rewards program (frequent user)	8.18% 197	4.65% 112	17.08% 411	27.17% 654	42.92% 1,033	2,407

Q10 How much time do you have to eat? (including purchasing/ordering, waiting, and eating)

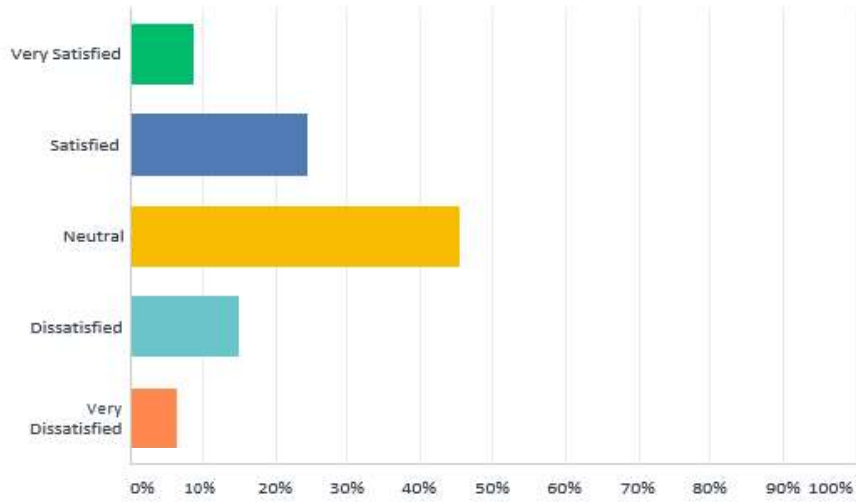
Answered: 2,441 Skipped: 92



ANSWER CHOICES	RESPONSES	
Less than 10 minutes	7.01%	171
10-15 minutes	23.15%	565
15-20 minutes	20.98%	512
20-30 minutes	25.03%	611
30 minutes or more	23.84%	582
TOTAL		2,441

Q11 How satisfied are you with the food options provided by Cerritos College?

Answered: 2,443 Skipped: 90



ANSWER CHOICES	RESPONSES	
Very Satisfied	8.80%	215
Satisfied	24.48%	598
Neutral	45.31%	1,107
Dissatisfied	14.98%	366
Very Dissatisfied	6.43%	157
TOTAL		2,443

If dissatisfied with food options at Cerritos College, please provide one way in which options or services can be improved (Text Analysis)

