

CAREER EDUCATION STUDENT EMPLOYMENT OUTCOMES

LOS ANGELES & ORANGE COUNTY COMMUNITY COLLEGES

About the Survey

The Career and Technical Education Outcomes Survey (CTEOS) is a survey of former students in CE programs, conducted one year after exiting from the community college system. The regional survey responders include students who in the 2013–2014 academic year completed awards or skills-builder courses, and did not enroll the following academic year. There were **9,775** Los Angeles and Orange County students who participated in the survey. The purpose of the survey was to:

- Assess student employment outcomes
- Determine the students' college experiences and satisfaction

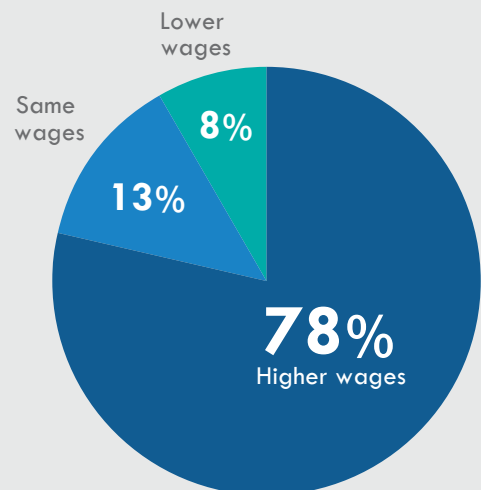
Student Employment Outcomes

Students reported earning an average hourly wage of \$23.83 after finishing coursework, which is a **41% wage increase** over reported wages prior to entering a community college program. The majority (78%) of respondents **earned higher wages** after exiting the program.

AVERAGE HOURLY WAGES BEFORE AND AFTER COURSEWORK



CHANGE IN HOURLY WAGES AFTER COURSEWORK

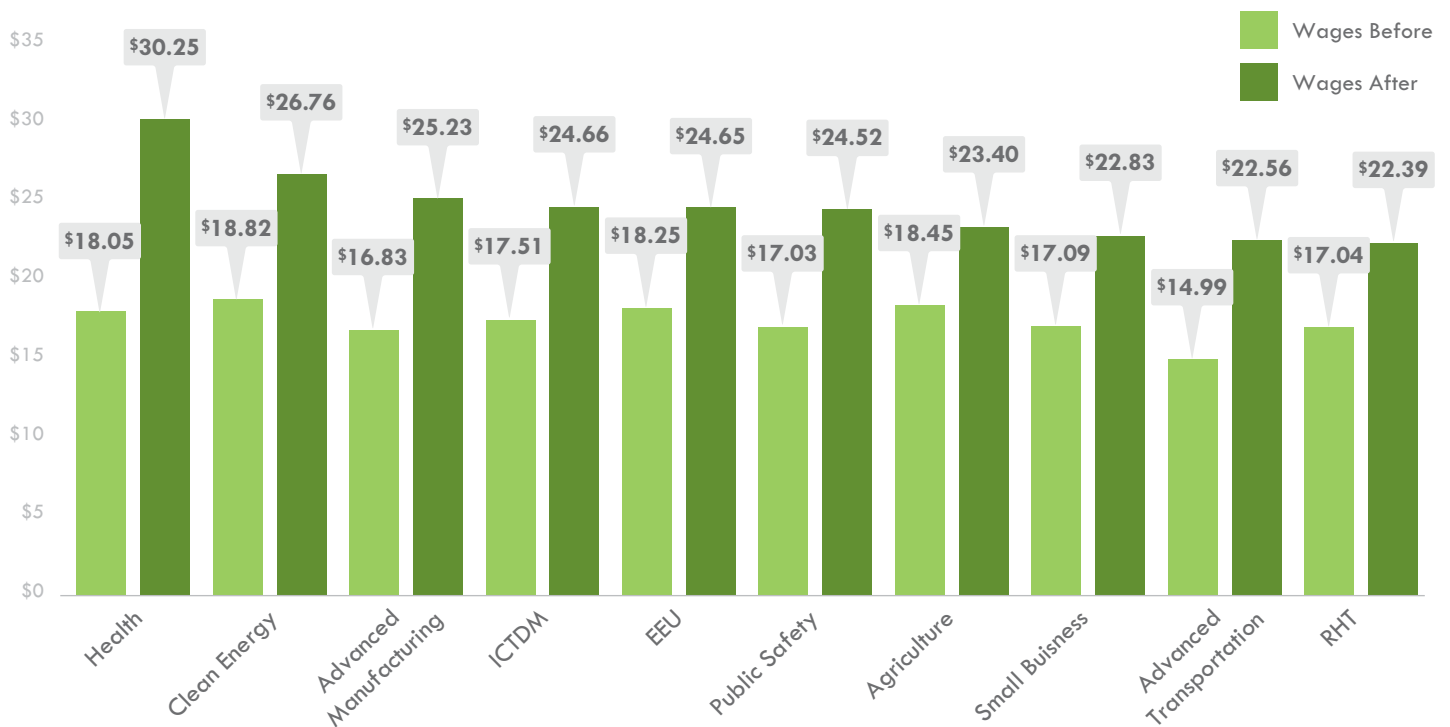


¹ <http://livingwage.mit.edu/>

Student Employment Outcomes

The sector with responders reporting the **highest wages after coursework** was the **Health** sector (\$30.25 hourly wages after completing coursework), which was a **68% wage increase**. Advanced Transportation and Renewable Energy and Advanced Manufacturing and Advanced Technology sector students reported the highest wage increases after completing coursework (51% and 50%, respectively).

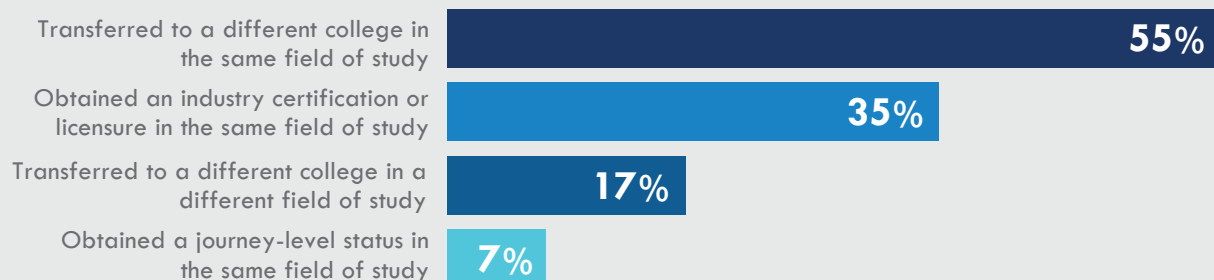
AVERAGE HOURLY WAGES BEFORE AND AFTER COURSEWORK



In addition to hours and wages, other outcomes were measured, including attainment of industry certification or transferring colleges.

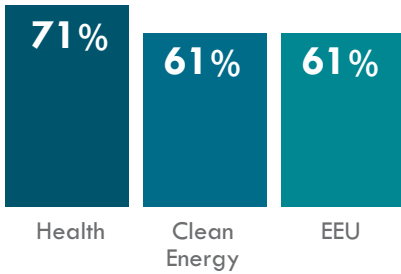
When asked to mark all of the scenarios that applied to their pursuit, the highest response rate was for students transferring to a different college in the same field of study (55%).

WHAT DID YOU DO AFTER COMPLETING COURSEWORK?



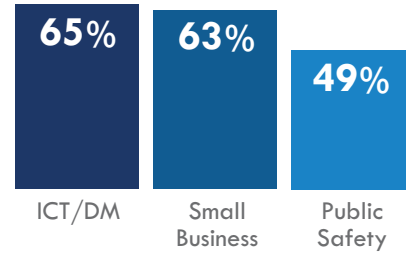
Student Employment Outcomes

SECTORS WITH HIGHEST % OF INDUSTRY CERTIFICATIONS



Responders in the **Health** sector had the highest percentage of industry certifications (71%) followed by **Clean Energy** (61%) and **Energy (Efficiency) and Utilities** (61%).

SECTORS WITH THE HIGHEST % OF STUDENTS TRANSFERRING TO A DIFFERENT COLLEGE IN THE SAME FIELD



Responders in the **Information and Communication Technology/Digital Media (ICT/DM)** sector had the highest percentage of students transferring to a different college in the SAME field (65%) followed by **Small Business** (63%) and **Public Safety** (49%).


Before starting coursework, 66% of respondents reported full-time or part-time employment. **After completing coursework, 76% reported full-time or part-time employment.** Below is the full-time and part-time employment breakdown before and after coursework.

EMPLOYMENT BEFORE AND AFTER COURSEWORK

HOURS WORKED BEFORE COURSEWORK (PER WEEK) (n=6,472)



HOURS WORKED AFTER COURSEWORK (PER WEEK) (n=7,467)



83% of responders from both the Advanced Transportation and Renewable Energy and Health sectors reported jobs AFTER completing coursework (14% employment increase per sector).

Student Employment Outcomes

CURRENT EMPLOYMENT STATUS



69% reported being **employed** with at least one job

Another **10%** reported being **self-employed**

- The sectors with the most reported jobs (not self-employed) included **Health** (80%), **Clean Energy** (76%), and **Public Safety** (76%)

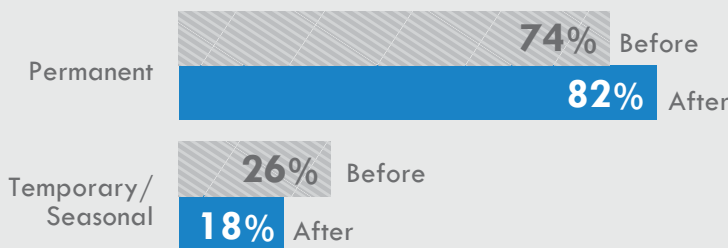
HOW CLOSELY RELATED IS YOUR JOB TO YOUR FIELD OF STUDY?

68% 

said that their current jobs were **closely related** to their field of study

- The sectors reporting the highest rates of current jobs closely related to field of study were **Health** (79%) and **Retail/Hospitality/Tourism** (73%)

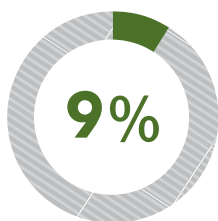
JOB TYPE AND LENGTH OF CURRENT EMPLOYMENT



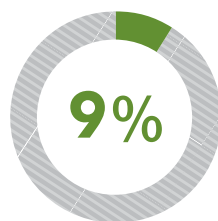
More than one-third (35%) of students responded that they have been **at their current job one year or less.**

82% of respondents who are employed (n=7,444) said they had **permanent jobs** after coursework, and only 18% reported employment in temporary or seasonal positions.

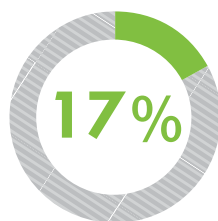
IMPACT OF COURSEWORK ON EMPLOYMENT



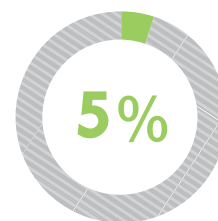
Enabled me to learn skills that allowed me to stay in my current job



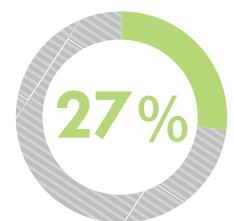
Enabled me to learn skills that allowed me to get a promotion at my same organization



Enabled me to learn skills that allowed me to get a job at a new organization



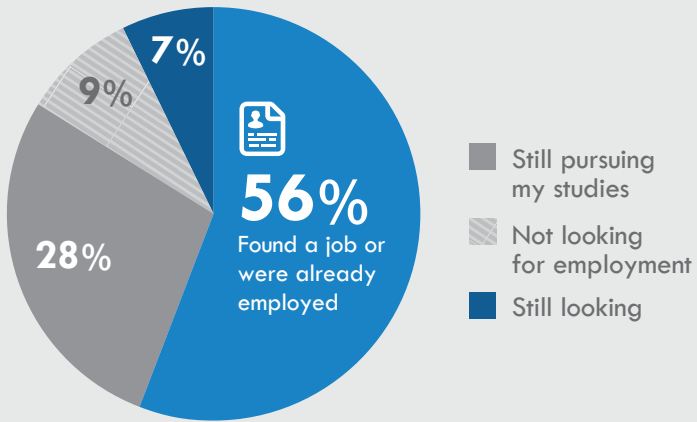
Enabled me to start my own business




Prepared me for a possible new job

Student Employment Outcomes

DID YOU ENGAGE IN A JOB SEARCH AFTER FINISHING COURSES AND TRAINING?



Of the respondents who reported searching for a job:



Agriculture Sector: 70% had a job by 3 months; 90% by 6 months; 100% by 12 months

EEU Sector: 70% had a job by 3 months; 88% by 6 months; 95% by 12 months

Small Business Sector: 75% had a job by 3 months; 87% by 6 months; 92% by 12 months

College Experience

WERE YOU SATISFIED WITH YOUR EDUCATION AND TRAINING?

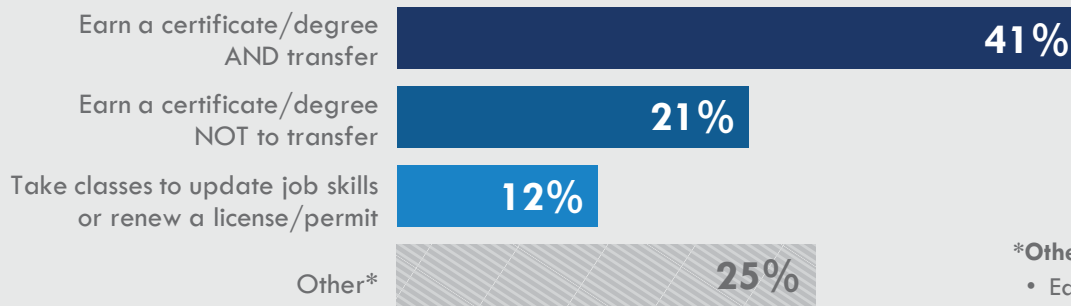


92% of students replied that they were either **very satisfied** or **satisfied** with their education and training.

The sectors reporting the highest satisfaction were **Clean Energy** (94%), **EEU** (94%), **Global Trade and Logistics** (94%), and **Public Safety** (94%).

College Experience

WHAT WAS THE PRIMARY PURPOSE OF YOUR STUDIES?



***Other responses included:**

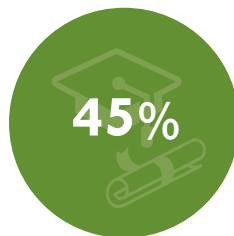
- Earn transfer units with or without getting an associate degree
- Take classes for self-enrichment only
- Other reasons not specified

WHY ARE YOU TAKING FEWER CLASSES THIS SEMESTER?

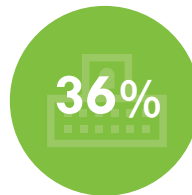
Students were asked why they were not taking as many units currently as in past semesters. The most common answers were:



Goals were met



Completed the program



Transferred to another school



Got a job























Didn't have time for classes

College Experience

This survey is a result of regional collaboration between the participating community colleges in Los Angeles and Orange Counties and the Office of Institutional Research and Planning at Santa Rosa Junior College. This brief was compiled by the Los Angeles/Orange County Center of Excellence for Labor Market Research (www.coecc.net).

PARTICIPATING REGIONAL INSTITUTIONS:

	Cerritos College		Coastline College
	Compton College		Cypress College
	El Camino College		Fullerton College
	LA City College		Golden West College
	LA Harbor College		Irvine Valley College
	LA Mission College		North Orange Continuing Education
	LA Trade-Tech		Orange Coast College
	Mt. San Antonio College		Saddleback College
	Pasadena City College		Santa Ana College
	Santa Monica College		Santiago Canyon College

FOR MORE INFORMATION

Los Angeles/Orange County Center of Excellence
for Labor Market Research

Lori Sanchez, Director
lsanchez144@mtsac.edu
909.274.6106

Kristen Moore, Research Analyst
kmoore42@mtsac.edu
909.274.6010



cteos.santarosa.edu/cteos-survey-home



CENTERS OF EXCELLENCE
Inform Connect Advance

coecc.net



CALIFORNIA COMMUNITY COLLEGES
Doing What MATTERS™
FOR JOBS AND THE ECONOMY

doingwhatmatters.cccco.edu