



ARTICULATION TEMPLATE

Cerritos College Course:

MTT 180 – Robotics for CNC Machines (3 units)
 Cerritos College
 11110 Alondra Blvd.
 Norwalk, CA 90650

Martin Luther King High School Course:

Computer Integrated Manufacturing (CIM) (Project Lead the Way)
 Riverside Unified School District
 Martin Luther King High School
 9301 Wood Rd.
 Riverside, CA 92508

General Course Description:

This course introduces the student to the applications of robotics for computer numerically controlled (CNC) machines by the use of activities-based learning, project-based learning, and problem-based learning. The student will learn how to create a part using software and apply computer-generated toolpaths. The student will also learn about setup, operation, and programming of CNC machines. Techniques of integration between several CNC machines in a work cell environment will be emphasized using simulation and robotic applications.

College Prerequisite(s):

None

HS/ROCP Prerequisite(s): Student has successfully completed "Introduction to Engineering Design", the initial foundation course in the PLTW Engineering pathway.

Student has successfully completed "Principles of Engineering" the second foundation course in the PLTW Engineering pathway.

Student is expected to be taking a college prep curriculum and be enrolled in Algebra 1, Algebra 2 or Geometry.

Advisories/Recommendations: This course is taught at the 10th, 11th or 12th grade level. Project Lead the Way's Introduction to Engineering Design is a prerequisite and most students are expected to be taking a college prep course sequence throughout high school.

Course Content:

- Computer Integrated Manufacturing Career Awareness
- Social responsibility and ethics
- Safety practices and standards in the manufacturing environment
- Evolution of Programmable Machining
- Just in Time Manufacturing

- Communication, presentation skills and teamwork
- Visualization and sketching techniques
- Computer Modeling
- CIM drawings and standards
- Geometry and coordinate systems
- Rapid Prototyping Systems
- Engineering units, instruments, tools and measurements.
- Properties of materials
- Machinist Handbook
- Programmable Logic Controllers (PLC)
- History of Computer Numerical Control
- CNC Milling and terminology (CNC programming, spindle speed, cutting speed, feed rate, offset, plunge)
- Properties of types of cutting tools
- Feedback Systems
- Incremental encoders
- CAM
- CADp
- Robotics (Degrees of freedom, pitch, roll, and yaw)
- Flow diagrams
- Demonstrate the ability to work as a team member and collaborate in a diverse environment.

Competencies and Skill Requirements (Use additional pages as necessary.) Where appropriate, please incorporate standards being used (e.g. CTE standards).

At the conclusion of this course, the student should be able to:

- Define various careers available and terminology used in Computer Integrated Manufacturing
- Demonstrate the understand of social, economical, environmental and ethical impacts of Computer Integrated Manufacturing
- Demonstrate safety practices and standards in Computer Integrated Manufacturing
- Demonstrate ability to effectively communicate verbally, visually and in written format
- Collaborate in a diverse environment
- Apply visualization and sketching techniques in solving Computer Integrated Manufacturing problems
- Create basic Computer Integrated Manufacturing drawings and programs utilizing industry standards
- When presented with a machining problem be able to use their knowledge of CNC milling to complete a NC program supplying information regarding material, cutting speeds, feed rates, mill plunge rates and G&M code.
- Demonstrate the ability to program a simple robot system to perform a task such as loading and unloading parts onto a conveyor belt. A sensor must be used to detect location of parts.
- Using Fischertechnik or similar components, design, build, and program a freight elevator or equivalent system. Using various analog and digital sensors, the system should be able to respond to a command to go to any floor. The system should incorporate safety features to indicate what floor the elevator is on, or if it is in motion.
- Acquire, analyze interpret data, and prepare formal reports.

Measurement Methods (include any industry certification or licensure):

- Participation
- Projects
- Assignments
- Engineering Notebook
- Portfolio
- Quizzes/Exams/National PLTW Assessment

Textbooks or Other Support Materials (including Software): The entire curriculum is supplied in electronic format by Project Lead the Way along with all required support and evaluation materials.

Software/Support Materials:

- CAD modeling software – Autodesk ® Inventor ®
- CAM software for 3D milling – Edgecam
- CNC milling machine – e.g. ProLight 1000, Benchmill 6000, and Benchmill 8000
- Shop tools and hand tools
- Manufacturing and robot design system – VEX Robotics Design System
- Programming language – ROBOTC
- Robot arm hardware – Lynxmotion robot arm
- Robot arm programming software – PLTW FlowArm and RoboCell

Procedures for Course Articulation:

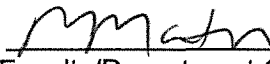





Cerritos College credit for the articulated course listed above may be received when the following criteria are met:

1. The student has completed the articulated course listed above with a “B” grade or higher in *Computer Integrated Manufacturing*.
2. The student must enroll at Cerritos College within two (2) years from the semester date in which the course was completed.
3. The student will present verification of successful completion of the articulated course by presenting a *Cerritos College Petition for Credit by Examination* to a Cerritos College Engineering Technology Instructor. The *Cerritos College Petition for Credit by Examination* should be completed and signed by the Instructor, Dean, and Admissions & Records.
4. No more than 12 units of credit may be accepted for credit by examination.

This Agreement will be reviewed annually and will remain in effect until cancelled by either party giving 30 days written notice.

High School/ROP District Signatures

Cerritos College Signatures

	5-3-16		
Faculty/Department Chair	Date	Instructor/Division Chair	Date
	5/3/16		4/29/16
Principal	Date	Dean of Instruction	Date
	5/10/16		4/28/16
Superintendent-Chief Business Officer	Date	Vice President	Date