


Institution Set Standards

Annual Measurement Report in accordance with
The ACCJC Annual Report due Spring 2018
Presented to the Planning and Budget Committee

Cerritos College

Apr. 5th, 2018



Background of Institution Set Standards

- First required to have Institution set standards by the ACCJC in 2013
 - Announced with the release of the annual report in January 2013 with the report due March 15, 2013
 - College determined methodology in 2013
- First reported on measuring the set standards in the ACCJC Annual report in March 2014
- The Standards are thresholds which are to be maintained, evaluated, and adjusted
 - Standards are not “Aspirational”; they are threshold (aka “floor”)
 - The targets include percentages for some targets and numbers for others
 - The targets should be folded into the larger campus dialogue of student success and program review
 - Course Completion language change in 2015 to be “Successful Course Completion”; metrics of previous years’ reporting are completion/retention



Cerritos College Standards for Monitoring Improved Institutional Performance for 2016-17 (reporting year: 2018)

In order to evaluate whether the coordinated efforts of our campus are effective in producing career and transfer-bound students, Cerritos College will regularly assess and monitor college-wide achievement measures. These measures are described below:

1. The number of Certificate conferred each academic year (MIS data)
2. The number of Degrees conferred each academic year (MIS data)
3. The number of Cerritos College students who transfer to a CSU campus each academic year (CSU system data)
4. The number of Cerritos College students who transfer to a UC campus each academic year (CCCCO Transfer data)
5. Successful Course Completion Rate is the percentage of enrollments that remained in the course through the term of the course (MIS data) (*NOTE: verbage change enacted to be "Successful" Course Completion, which changed metric/reporting beginning 2015-16 in 2017)
6. Persistence measures how well the college retains new students, so that they enroll into a second year (or third term) of college Scorecard (CCCCO Scorecard)

The table below displays the college's performance on these measures from the previous 5 academic or cohort years, and the average calculated over those years (highlighted in yellow). Calculating a 5-year average summarizes the performance of the college in its most recent years, and provides a fair and relatively stable estimate of college performance. Through discussion and agreement with campus constituents, the college decided to use the 5-year average as a set-institutional standard or baseline [NOTE: the standard for Persistence as reported in the Scorecard is a 6 year cohort]. So as the college monitors its progress on these measures annually, any dips in achievement lower than the 5-year average will call attention to the measure, prompt further analyses, and focus effort towards improvement. Set standards or baselines are different than goals. Cerritos College has articulated goals that the college aspires to achieve, which are documented in the Educational Master Plan. Baselines provide a threshold of minimum performance.

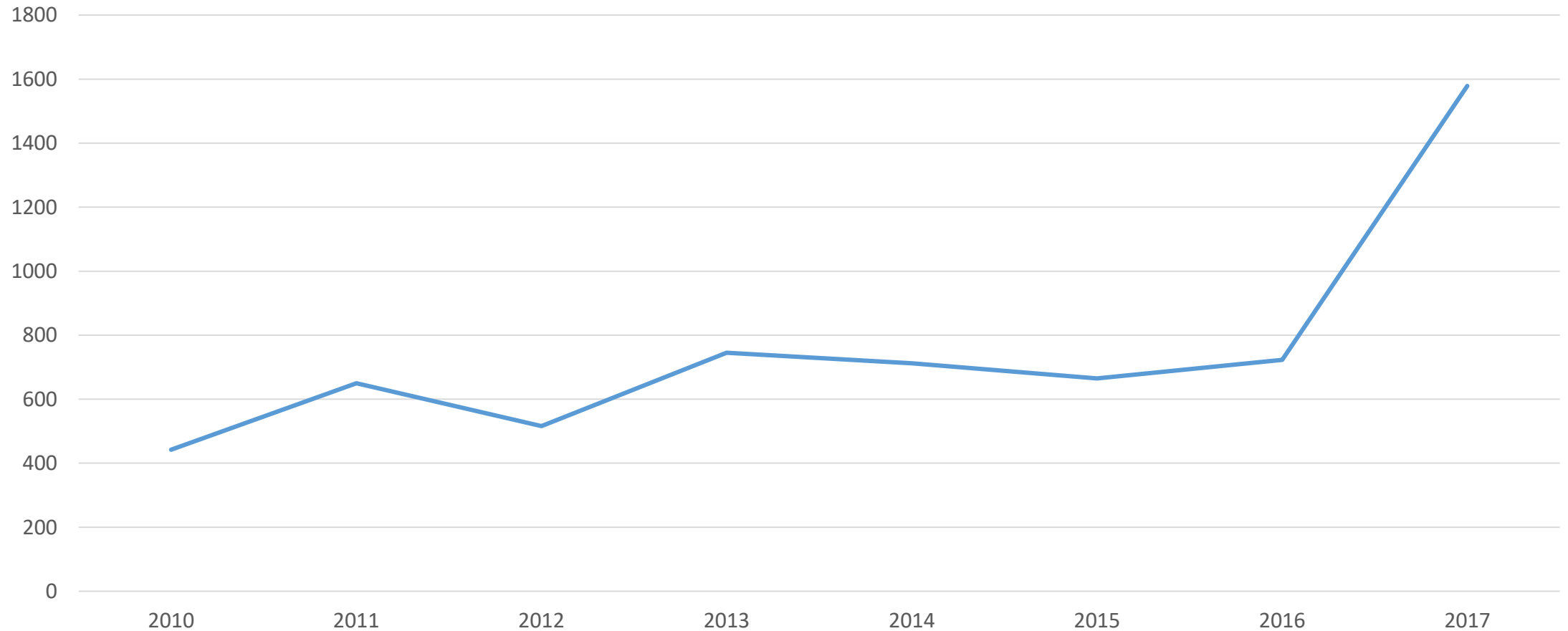
Cerritos College Institutional Standards (2011-12 is not averaged in as it is year 6, but provided for informational purposes)

	NEW 5 yr Avg Target for 2017-18:	TARGET: 2016-17	Performance *2016-17	Performance 2015-16	Performance 2014-15	Performance 2013-14	Performance 2012-13	Performance 2011-12
#Certificates Awarded	885	657	1,579	723	665	712	745	516
#Degrees Awarded	1292	1135	1,735	1356	1039	1121	1209	1134
#CSU Transfers	751	797	1035	539	893	644	644	696
#UC Transfers	139	154	126	126	144	157	144	154
Course Completion Rate	*69% (*2 yr avg w/new def)	83%	*68.4%	*70%	83%	83%	83%	84.6%
Persistence (6 yr cohort)	75.6%	72.28%	76.7%	77.8%	76.9%	73.3%	73.3%	69.8%

Updated: 02-21-18

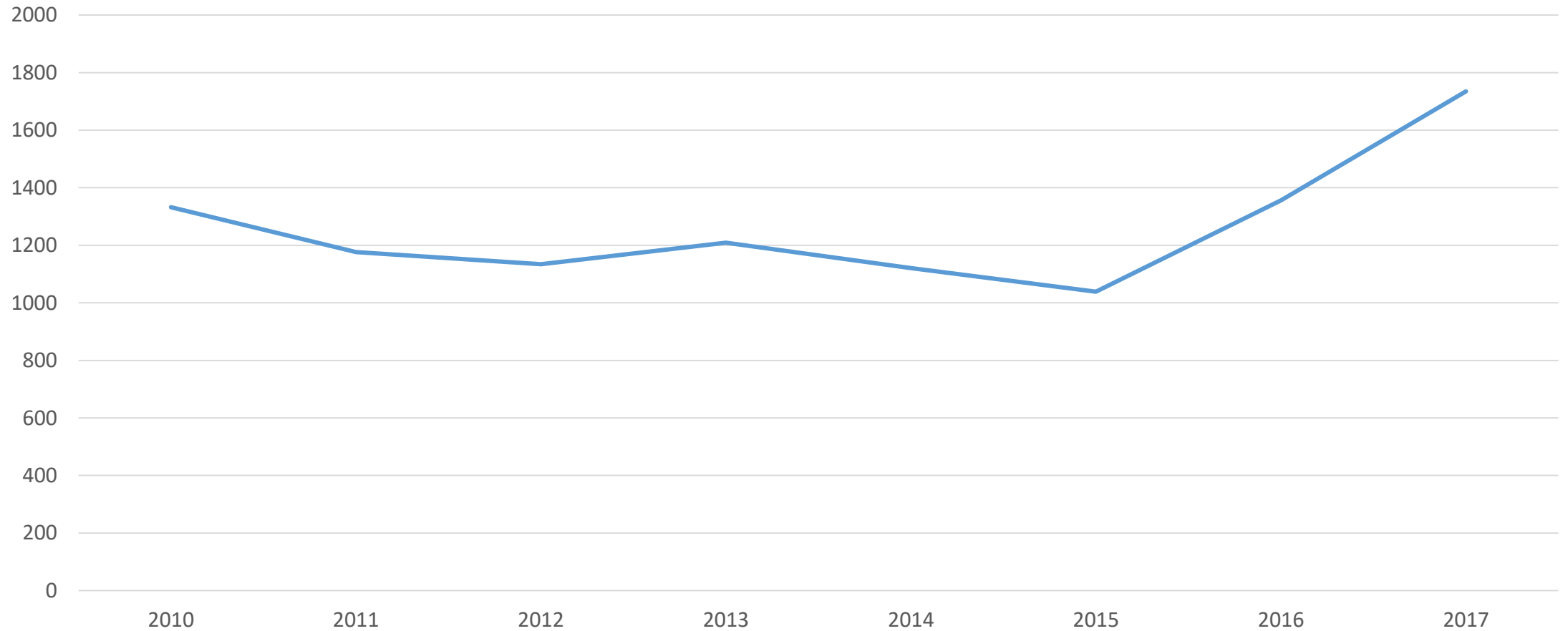
Certificate Completion Standard: 657

1,579 **MET**



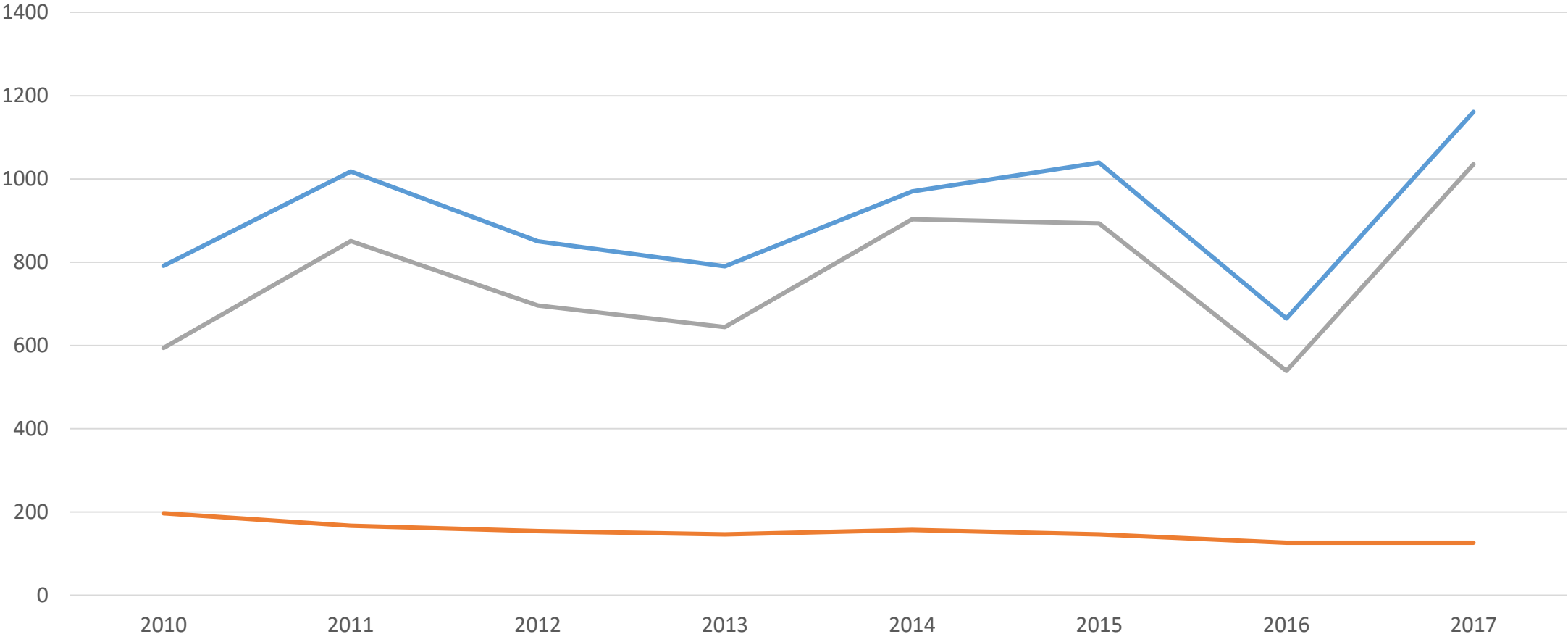
Degree Completion Standard (#): 1,135

1,735 **MET**



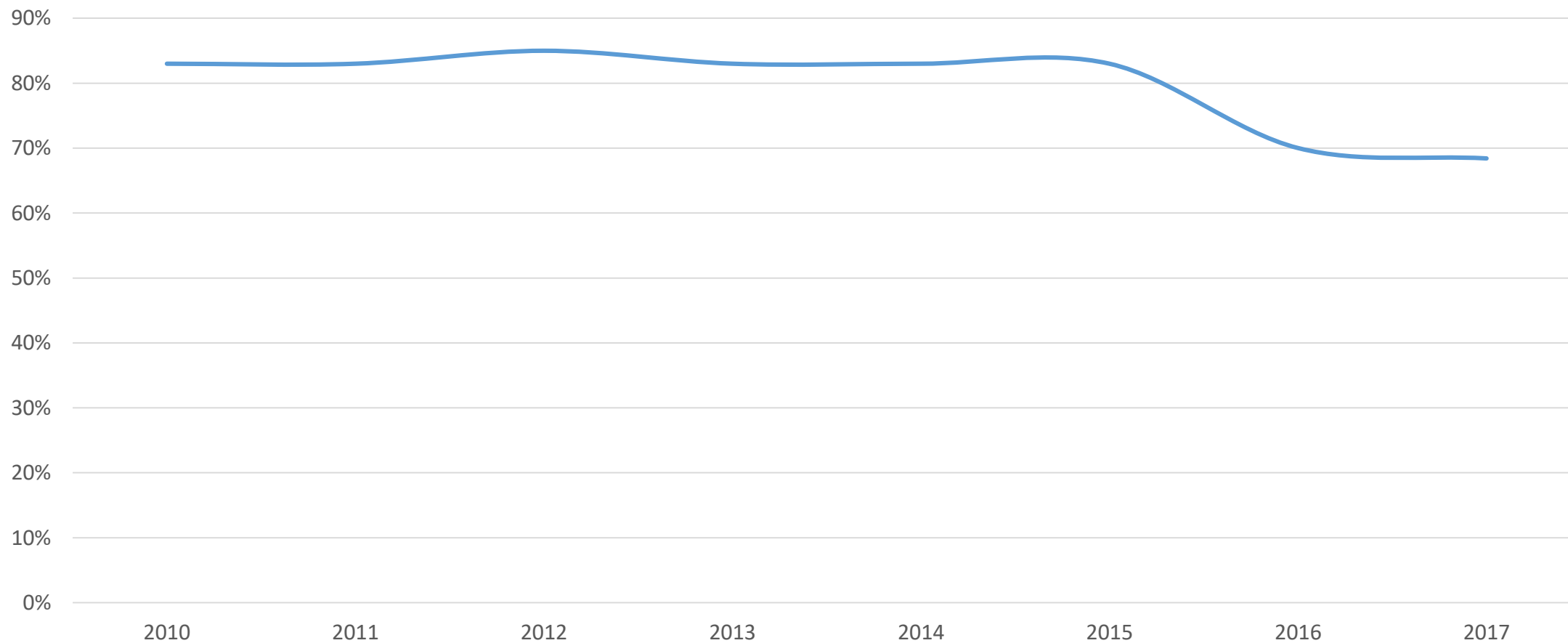
Transfer to 4-year Standard: 951

1,161 MET



*Successful Course Completion Standard: 83%

68.4%*



6 year Persistence: 72.28%

76.7% MET

