



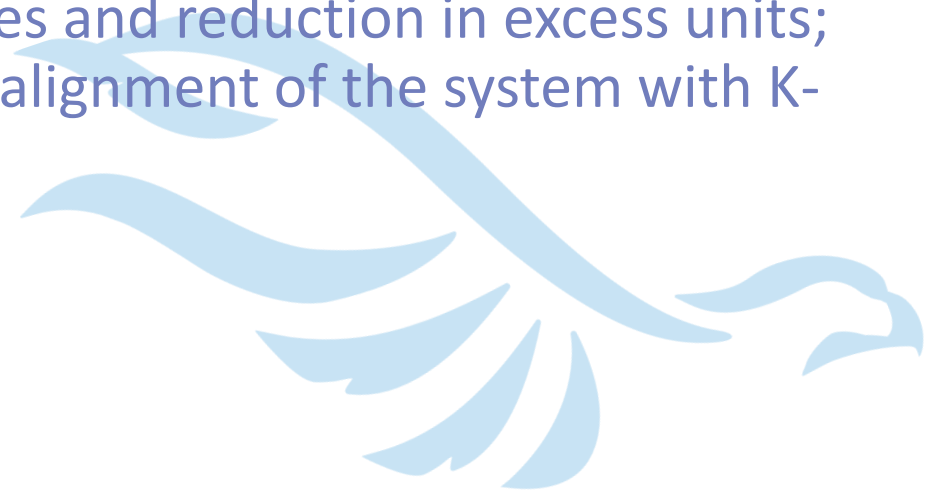
# CERRITOS COLLEGE

2022-23 Adopted Budget  
Budget Forum



## Enacted Budget

- **Budget signed June 30, 2022**
- The “roadmap” for the California Community Colleges includes a set of metrics and goals focused on equity and student success, building on the *Vision for Success* goals.
- Key goals and expectations in the roadmap include increased collaboration across segments and sectors to enhance timely transfer; improved completion rates and reduction in excess units; closure of equity gaps; and better alignment of the system with K-12 and workforce needs.





## Enacted Budget

- **Large Investments focus on Relief, Recovery, & Infrastructure**
- **Increase in California Community Colleges Funding by - \$4 billion**
  - a combination of ongoing and one-time funds
    - additional investments in per-student funding
    - deferred maintenance
    - one-time block grants to districts focused on pandemic recovery
    - part-time faculty health insurance
    - wide array of student support programs.





## Enacted Budget

- **Reflects COLA of 6.56% (\$492.9 million, ongoing)**
  - Adult Ed, EOPS, DSPS, CalWORKs, Mandated Block Grant, Apprenticeship, & CARE
- **SCFF funding floor begins 2024-25**
- **Hold Harmless Protections extended through 2024-25**
  - This revised hold harmless provision will no longer include adjustments to reflect cumulative COLAs over time.





# Enacted Budget

- **Diversity and Equity**

- \$25 million (**ongoing**) increase to the Student Equity & Achievement program
  - Estimated increase of \$400,000, for a total of \$6.6 million
- \$10 million (**ongoing**) to support Equal Employment Opportunity (EEO) program best practices
  - \$160,000 (estimated for Cerritos College)





# Enacted Budget

- **College Affordability**

- \$250 million (**ongoing**) for Student Success Completion grants due to expanded Cal Grant eligibility for CCC students
  - \$4 million (estimated for Cerritos College)
- \$10 million (**ongoing**) to support financial aid offices
  - \$160,000 (estimated for Cerritos College)
- \$20 million (**one-time**) for emergency financial assistance for AB 540 students
  - \$300,000 (estimated for Cerritos College)





# Enacted Budget

- **Enrollment, Retention, & Recovery**
  - \$150 million (**one-time**) for student enrollment & retention
    - \$2.4 million (estimated for Cerritos College)
  - \$650 million (**one-time**) to fund an COVID-19 Recovery Block Grant.
    - \$10 million (estimated for Cerritos College)





## Enacted Budget

- **Part-Time Faculty Support**
  - \$200 million (**ongoing**) to augment the part-time faculty health insurance program. Reimbursement program.
  - Current program is funded at only \$490K (~\$0.02 per dollar)







## Enacted Budget

- **Technology Modernization**

- \$100 million for technology modernization & data protection
  - \$75 million (**one-time**) \$1.2 million (estimated for Cerritos College)
  - \$25 million (**ongoing**) \$400,000 (estimated for Cerritos College)
- Allows the system to modernize its technology infrastructure, improve sensitive data protection efforts, and improve the admission application and onboarding process for the California Community Colleges.





## Enacted Budget

- **Physical Plant & Instructional Support**
  - \$840.7 million (**one-time**) to support deferred maintenance and energy efficiency projects
    - \$13 million (estimated for Cerritos College)





## Enacted Budget

- **Construction**
  - \$225,000 (**one-time**) for Cerritos College to determine the feasibility of offering affordable student housing
  - \$16 million for Cerritos College to support the construction of the Student Services Building






## Enrollment/FTES

- Actual FTES

	2019-20	2020-21	2021-22
Credit	16,757.04	15,636.27	13,251.66
Special Admit	145.20	124.13	271.27
CDCP	315.10	284.66	277.00
Noncredit	144.45	106.00	98.70
<b>Total</b>	<b>17,361.79</b>	<b>16,151.06</b>	<b>13,898.63</b>
3-Year Average	15,803.83		






## Enrollment/FTES

- **Funded FTES (ECA)**

	<b>2019-20</b>	<b>2020-21</b>	<b>2021-22</b>
<b>Credit</b>	16,757.04	16,757.04	16,757.04
<b>Special Admit</b>	145.20	145.20	145.20
<b>CDCP</b>	315.10	315.10	315.10
<b>Noncredit</b>	144.45	144.45	144.45
<b>Total</b>	<b>17,361.79</b>	<b>17,361.79</b>	<b>17,361.79</b>
<b>3-Year Average</b>	<b>17,361.79 (\$5.5 million)</b>		





## Questions & Answers





# Cerritos College 2022-23 Adopted Budget

Presented By: Felipe Lopez

August 23, 2022

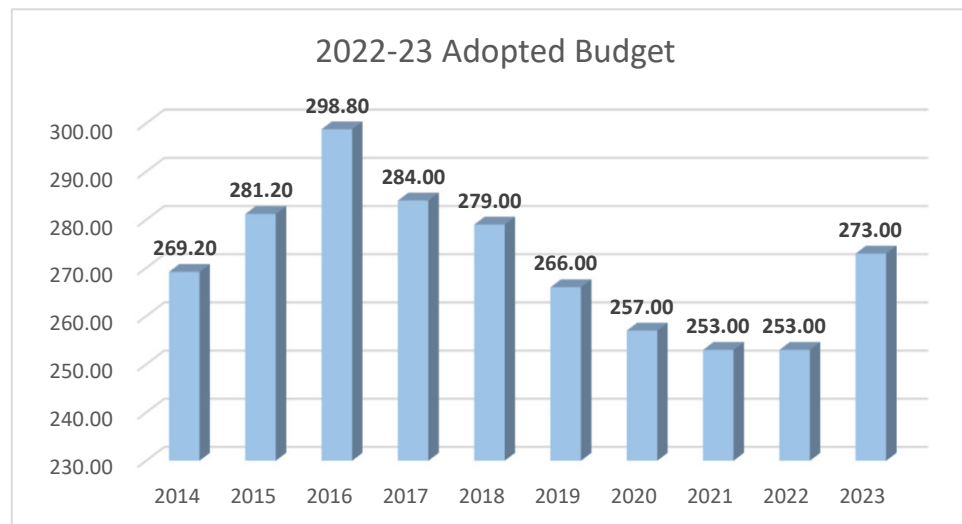
## History of COLA

Year	2022-23 Adopted Budget	California Community Colleges COLA
2012-13	3.24%	0.00%
2013-14	1.57%	1.57%
2014-15	0.85%	0.85%
2015-16	1.02%	1.02%
2016-17	0.00%	0.00%
2017-18	1.56%	1.56%
2018-19	2.71%	2.71%
2019-20	3.26%	3.26%
2020-21	0.00%	0.00%
2021-22	5.07%	5.07%
2022-23 (May Revise)	6.56%	6.56%



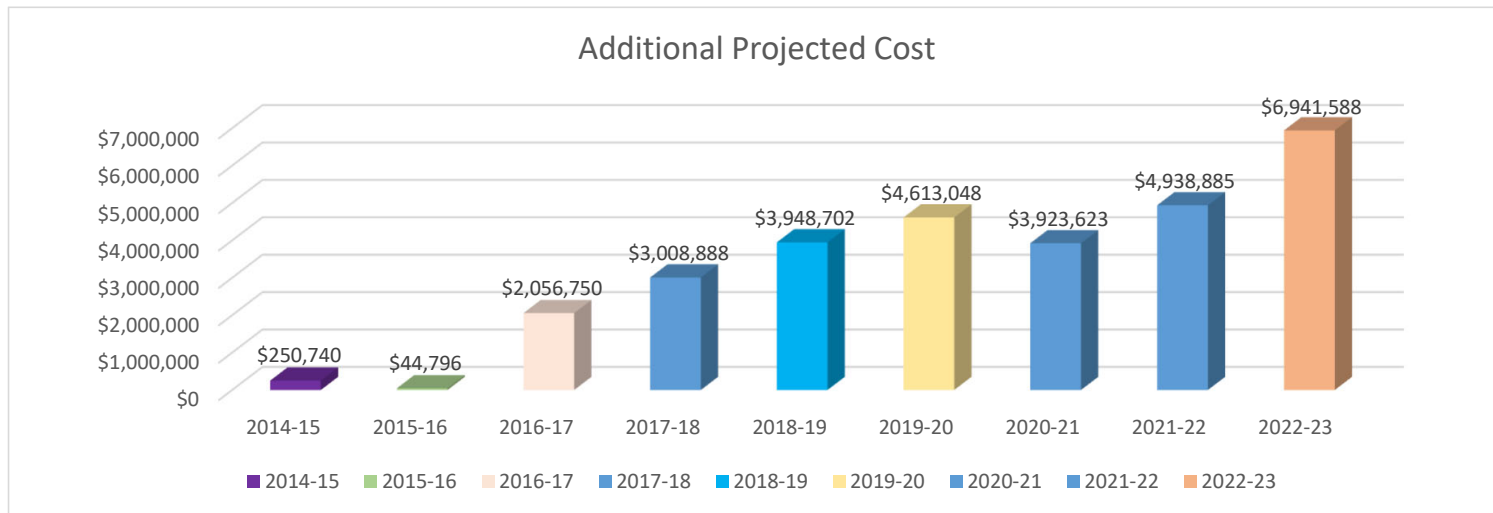
## Full-Time Faculty Obligation Number (FON)

Year	2022-23 Adopted Budget
2014	269.20
2015	281.20
2016	298.80
2017	284.00
2018	279.00
2019	266.00
2020	257.00
2021	253.00
2022	253.00
2023	273.00



2014-15 State Budget Approved by Legislature  
State Teachers Retirement System (STRS) Contribution Rates

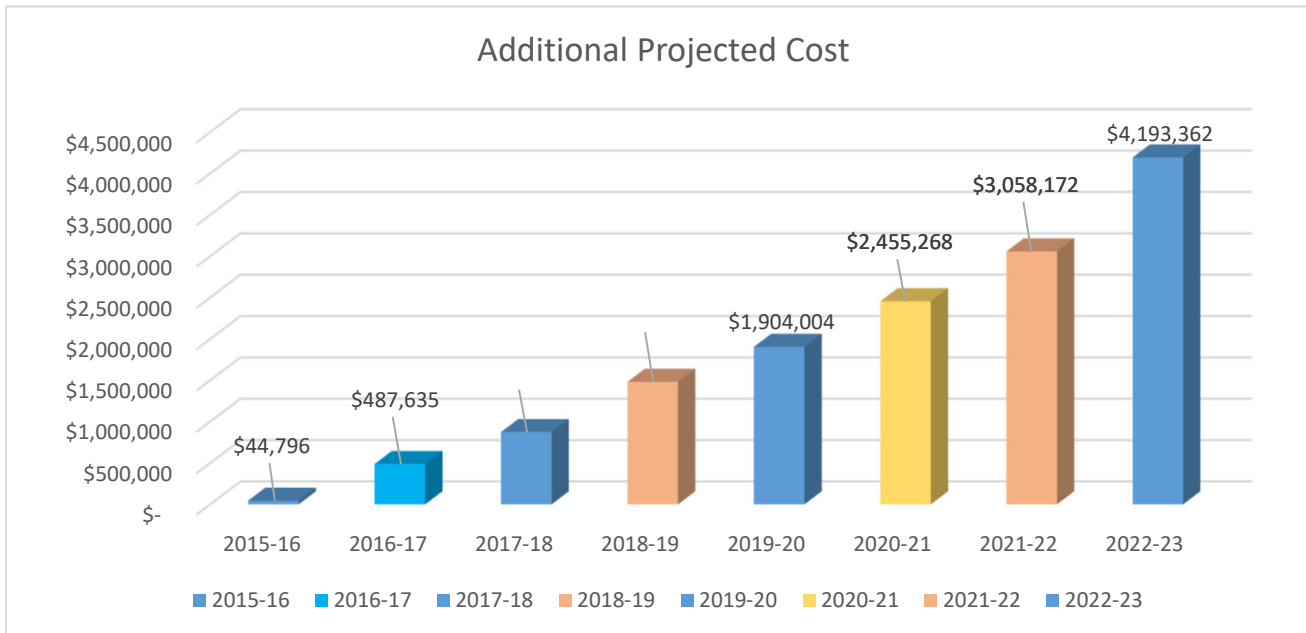
Fiscal Year	2022-23 Adopted Budget	Employer	Employee (Pre-2013 hire date)	Employee (Post-2013 hire date)	State
2014-15	\$ 250,740	8.88%	8.15%	8.15%	3.45%
2015-16	\$ 44,796	10.73%	9.20%	8.56%	3.89%
2016-17	\$ 2,056,750	12.58%	10.25%	9.21%	6.33%
2017-18	\$ 3,008,888	14.43%	10.25%	9.21%	6.33%
2018-19	\$ 3,948,702	16.28%	10.25%	9.21%	6.33%
2019-20	\$ 4,613,048	17.10%	10.25%	9.21%	6.33%
2020-21	\$ 3,923,623	16.15%	10.25%	9.21%	6.33%
2021-22	\$ 4,938,885	16.92%	10.25%	9.21%	6.33%
2022-23	\$ 6,941,588	19.10%	10.25%	9.21%	6.33%



Note: Plan also allows CalSTRS to annually adjust the employer and state rates beginning July 1, 2021, and caps any such annual increase at 1% for employers and 0.5% for the state

**CALPERS Board of Administration**  
**California Public Employees' Retirement System (CalPERS) Contribution Rates**

Fiscal Year	2022-23 Adopted Budget	Employer
2014-15	\$ -	11.70%
2015-16	\$ 44,796	11.85%
2016-17	\$ 487,635	13.88%
2017-18	\$ 873,852	15.53%
2018-19	\$ 1,480,583	18.06%
2019-20	\$ 1,904,004	19.72%
2020-21	\$ 2,455,268	20.70%
2021-22	\$ 3,058,172	22.91%
2022-23	\$ 4,193,362	25.37%



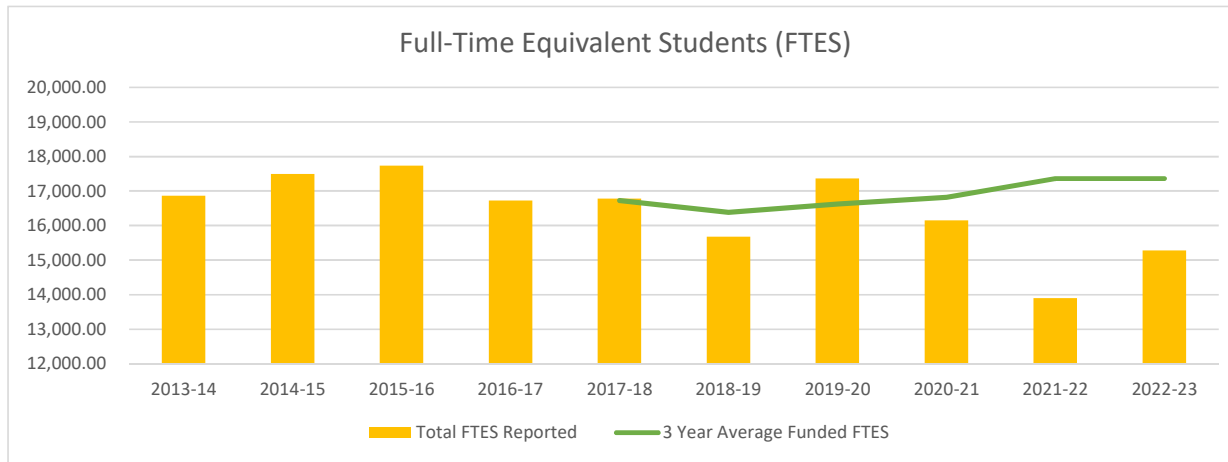
## 2022-23 Tentative Budget Statutory Benefits

2022-23 Adopted Budget

Bargaining Units	Academic Adjunct	Academic, Educational Administrators	Classified
State Teachers Retirement System (STRS)		19.10%	
Public Employee Retirement System (PERS)			25.37%
Social Security (OASDHI)			6.20%
Medicare		1.45%	1.45%
State Unemployment Insurance (SUI)		0.50%	0.50%
Worker's Compensation		1.60%	1.60%
Alternative Retirement Plan (ARP) Academic Adjunct	3.75%		
<b>TOTAL</b>		<b>22.65%</b>	<b>35.12%</b>

### Full-Time Equivalent Students (FTES)

Fiscal Year	Credit	Noncredit	CDCP	Total FTES Reported	3 Year Average FTES *	3 Year Average Funded FTES **	Difference	Revenue Impact ECA
2013-14	16,446.13	219.30	198.10	16,863.53				
2014-15	17,025.69	346.23	125.51	17,497.43				
2015-16	17,324.97	117.31	298.48	17,740.76				
2016-17	16,305.10	138.50	279.76	16,723.36				
2017-18	16,254.43	273.91	249.77	16,778.11	16,721.69	16,721.69	-	-
2018-19	15,237.94	170.61	266.37	15,674.92	16,382.55	16,382.55	-	-
2019-20	16,902.24	144.46	315.10	17,361.80	16,622.07	16,622.07	-	-
2020-21	15,760.41	106.00	284.66	16,151.07	16,395.93	16,819.94	424.01	1,699,856.09
2021-22	13,522.92	98.70	277.00	13,898.62	15,803.83	17,361.80	1,557.97	6,562,574.71
2022-23	14,875.21	108.57	290.85	15,274.63	15,108.11	17,361.80	2,253.69	10,908,980.04

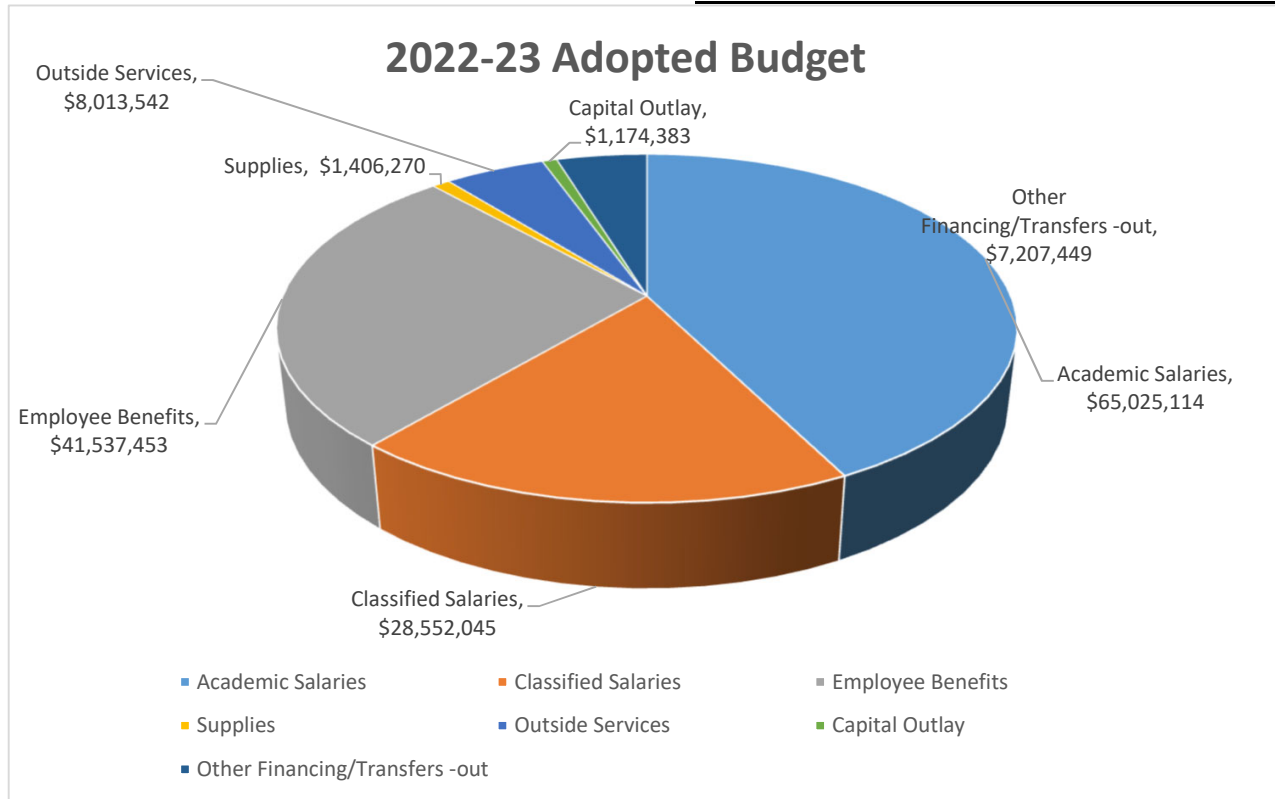


**2022-23 Adopted Budget  
Full-time Equivalent (FTE)**

Employee Group	2022-23 Adopted Budget
Full Time Faculty (CCFF)	272
Classified (CSEA)	331
Management	51
Confidential	16
Child Development Center	12
Executive Committee (President/VPs)	5
Board of Trustees	8
<b>TOTAL</b>	<b>695</b>

## Unrestricted General Fund Expenditures

Description	2022-23 Adopted Budget	Percent
Academic Salaries	\$ 65,025,114	42.52%
Classified Salaries	\$ 28,552,045	18.67%
Employee Benefits	\$ 41,537,453	27.16%
Supplies	\$ 1,406,270	0.92%
Outside Services	\$ 8,013,542	5.24%
Capital Outlay	\$ 1,174,383	0.77%
Other Financing/Transfers -out	\$ 7,207,449	4.71%
	<b>\$ 152,916,256</b>	<b>100.00%</b>



### Unrestricted General Fund Revenue/Expenditures

Description	2022-23 Adopted Budget	Percent
Revenue	\$ 153,463,272	100.00%
Academic Salaries	\$ 65,025,114	42.37%
Classified Salaries	\$ 28,552,045	18.61%
Employee Benefits	\$ 41,537,453	27.07%
Supplies	\$ 1,406,270	0.92%
Outside Services	\$ 8,013,542	5.22%
Capital Outlay	\$ 1,174,383	0.77%
Other Financing/Transfers Out	\$ 7,207,449	4.70%
Surplus/(Deficit) Spending	<u>\$ 547,016</u>	<u>0.36%</u>
 Total Spending	 152,916,256	
 Total Salary/Benefits	 135,114,612	 88.36%



**OTHER POST EMPLOYMENT BENEFITS (OPEB) - HEALTHCARE**

Description		
Estimated Fund Balance as of June 30, 2022		\$ 10,976,433
Transfer-In (2022-23)		\$ 3,000,000
Actuarial Study as of September 11, 2020 - Net OPEB Liability (NOL)	\$ 23,795,966	
Actuarial Study as of May 10, 2021 - Net OPEB Liability (NOL)	\$ 29,910,771	
Funds needed to fully fund OPEB liability		\$ 15,934,338