

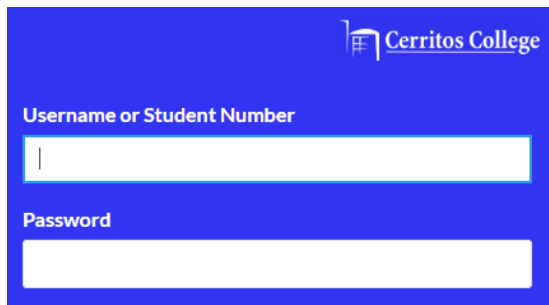
CERRITOS COLLEGE

HOW TO LOG-IN TO SMARTHINKING

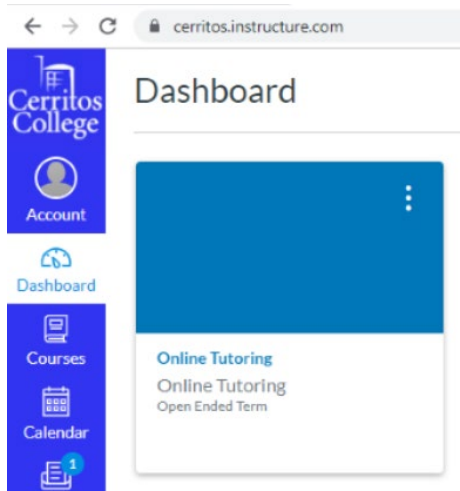
Follow the instructions below to access online tutoring services.

Please Note: If you are having difficulty viewing videos or other content in the Chrome or Firefox browser, the reason may be because the browser is blocking new windows, also known as a “pop up”. Please review the applicable guide available in the Library entitled, *How to disable the pop-up blocker in Chrome/Firefox for assistance.*

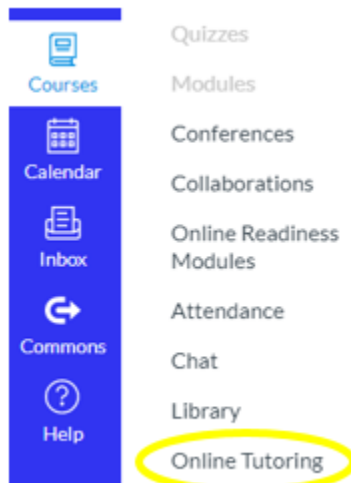
STEP 1: Log in to Canvas using your student number as your username and your 8- digit date of birth as your password.

A blue login form for Canvas. At the top right is the Cerritos College logo. Below it are two white input fields: the first is labeled "Username or Student Number" and the second is labeled "Password".

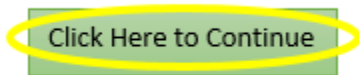
STEP 2: In your “Dashboard” Select “Online Tutoring.”



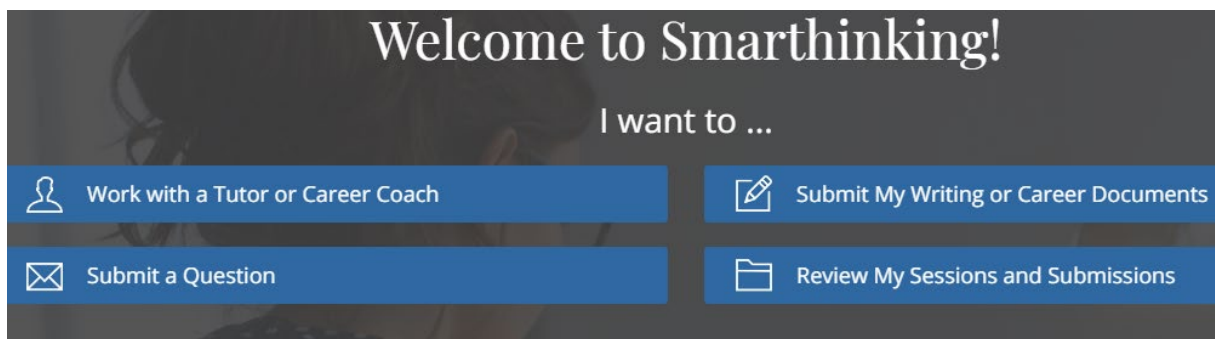
STEP 3: In the new window that opens, select “Online Tutoring” again.



STEP 4: Select the button that indicates, “Click Here to Continue”



STEP 5: Choose what you want to do from the Smarthinking Menu.



You are now ready to engage in online tutoring.