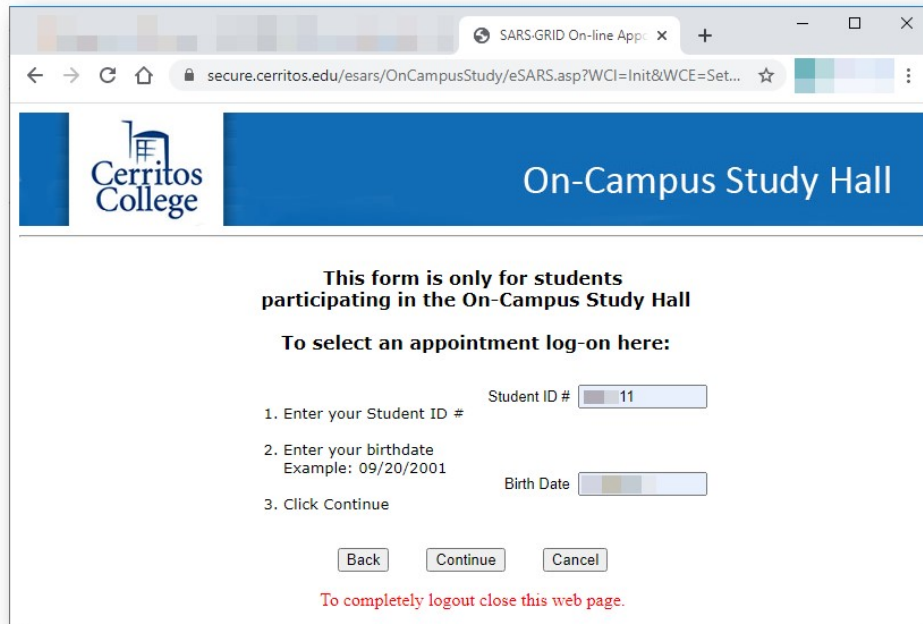


STUDY HALL AT CERRITOS COLLEGE APPOINTMENT TUTORIAL

Step 1: Follow the link to SARS ANYWHERE and log in.



Cerritos College On-Campus Study Hall

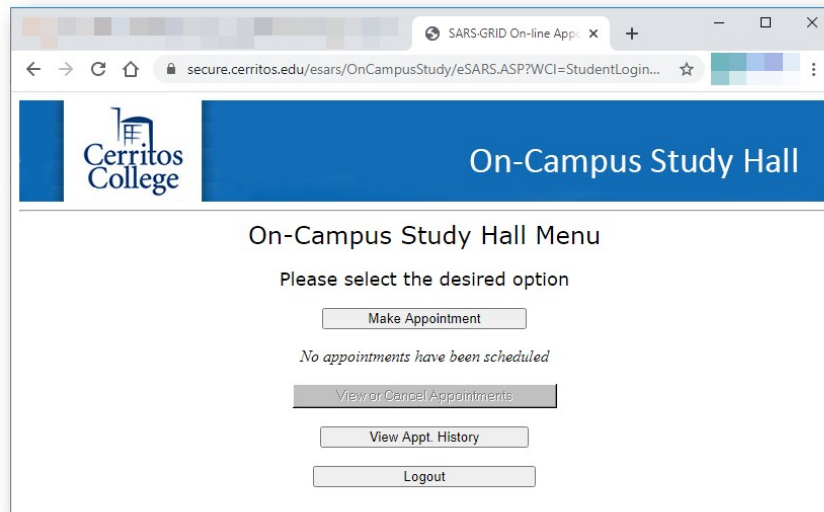
This form is only for students participating in the On-Campus Study Hall

To select an appointment log-on here:

1. Enter your Student ID # Student ID #
2. Enter your birthdate Example: 09/20/2001 Birth Date
3. Click Continue

To completely logout close this web page.

Step 2: Once logged in select “make appointment”



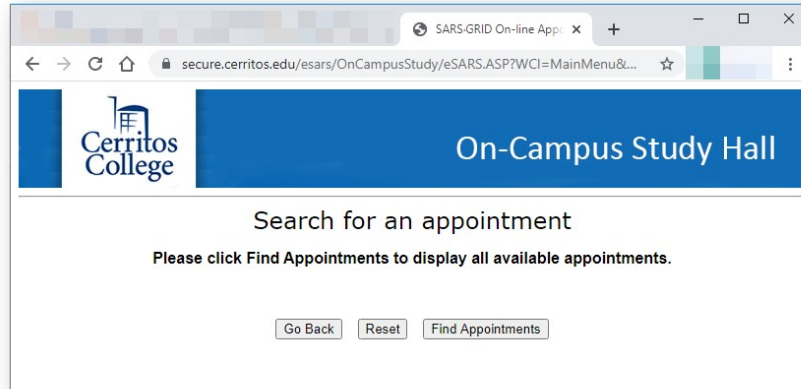
Cerritos College On-Campus Study Hall

On-Campus Study Hall Menu

Please select the desired option

No appointments have been scheduled

Step 3: Search for appointment



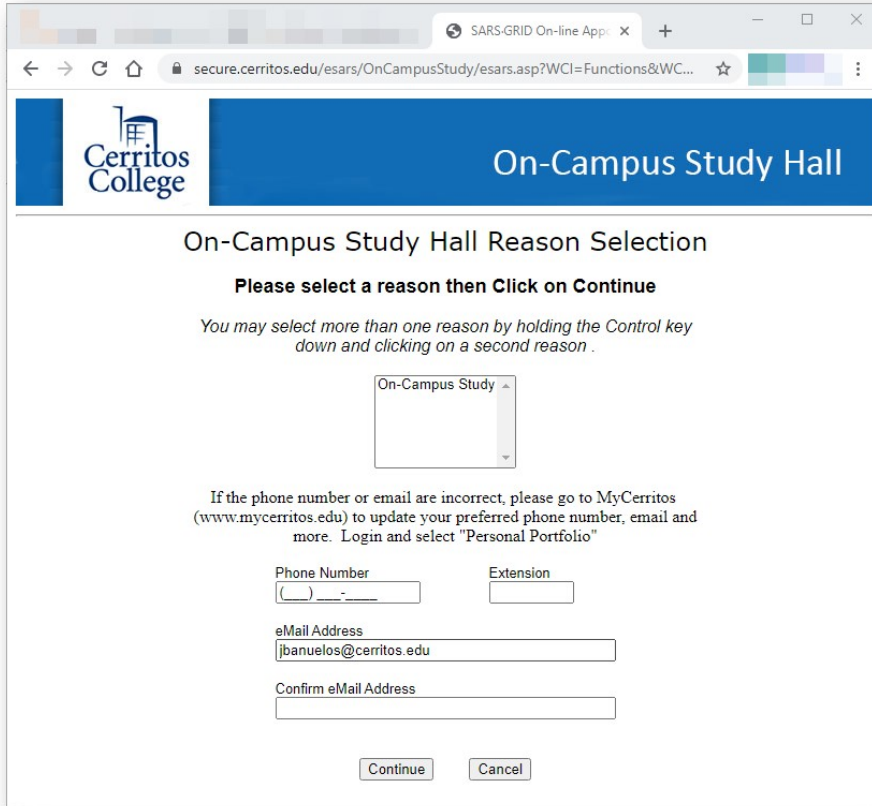
Step 4: Appointment Results will be shown.

On-Campus Study Hall Search Results

On-Campus Study Hall Appointments

Select	Date	Day	Time	Counselor Name
*	8/12/2020	Wednesday	3:30 PM	Study Hall East
*	8/12/2020	Wednesday	3:30 PM	Study Hall West
*	8/13/2020	Thursday	8:00 AM	Study Hall East
*	8/13/2020	Thursday	8:00 AM	Study Hall West
*	8/13/2020	Thursday	10:30 AM	Study Hall East
*	8/13/2020	Thursday	10:30 AM	Study Hall West
*	8/13/2020	Thursday	1:00 PM	Study Hall East
*	8/13/2020	Thursday	1:00 PM	Study Hall West
*	8/13/2020	Thursday	3:30 PM	Study Hall East
*	8/13/2020	Thursday	3:30 PM	Study Hall West
*	8/14/2020	Friday	8:00 AM	Study Hall East
*	8/14/2020	Friday	8:00 AM	Study Hall West
*	8/14/2020	Friday	10:30 AM	Study Hall East
*	8/14/2020	Friday	10:30 AM	Study Hall West

Step 5: Click On-Campus Study and Fill in Contact Information



The screenshot shows a web browser window with the URL `secure.cerritos.edu/esars/OnCampusStudy/esars.asp?WCI=Functions&WC...`. The page header includes the Cerritos College logo and the title "On-Campus Study Hall". The main heading is "On-Campus Study Hall Reason Selection". Below this, it says "Please select a reason then Click on Continue" and "You may select more than one reason by holding the Control key down and clicking on a second reason". A dropdown menu is shown with "On-Campus Study" selected. Below the dropdown, there is a note: "If the phone number or email are incorrect, please go to MyCerritos (www.mycerritos.edu) to update your preferred phone number, email and more. Login and select 'Personal Portfolio'". There are input fields for "Phone Number" (with a format of () - - - - -), "Extension", "eMail Address" (with the example `jbanuelos@cerritos.edu`), and "Confirm eMail Address". At the bottom, there are "Continue" and "Cancel" buttons.



Step 6: Check Your Appointment Information and Click Finish







The screenshot shows a confirmation page with the text: "You have scheduled a On-Campus Study Hall Appointment on Thursday, August 13, 2020 at 10:30 AM". Below this is a "Finish" button. A red instruction reads: "You must click on Finish and Log out to assure your place in this workshop." Below that, it says "Inside Falcon Study Hall". A list of bullet points provides details: "Students must provide their own study materials. No supplies will be provided", "No outside food or drinks will be allowed, ONLY WATER", "This is a quite study space. Students must silence any portable devices or wear headphones. Please respect your fellow Falcons", and "No exit and reentry to the facility is allowed. This is for the safety and health of all users." At the bottom, it says "Falcon Study Hall Amenities" and features the "myCERRITOS" logo.

A Confirmation Email will be sent.
Remember to save the time and date in your calendar.

Appointment Confirmation

 donotreply@cerritos.edu on behalf of Cerrito College
To  Banuelos, Javier

11:30 AM

This is a confirmation that you have successfully booked a Study Hall appointment in Study Hall A on Wednesday, August 12, 2020 at 6:00 PM.